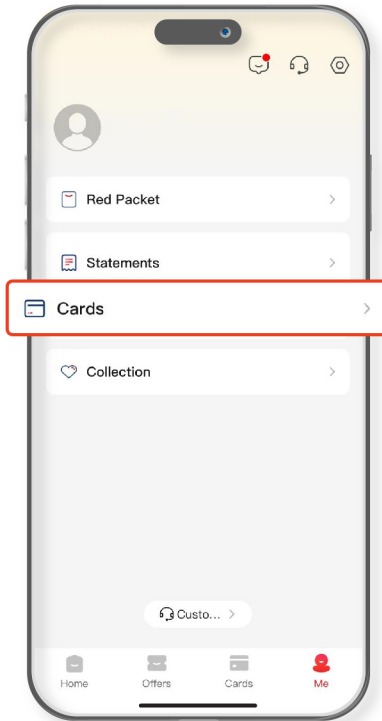


## Tips

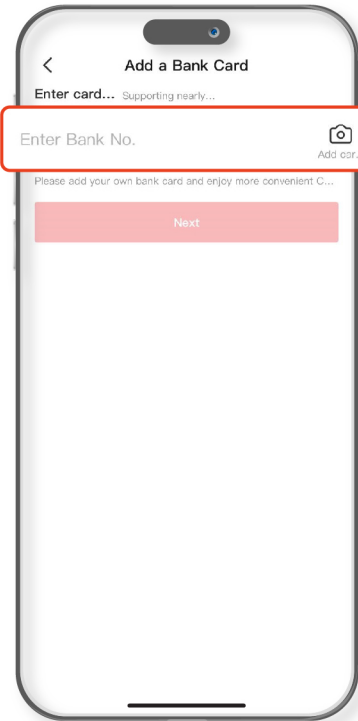
### UnionPay App Binding Card Flow



1. Click "Me" or "Cards"

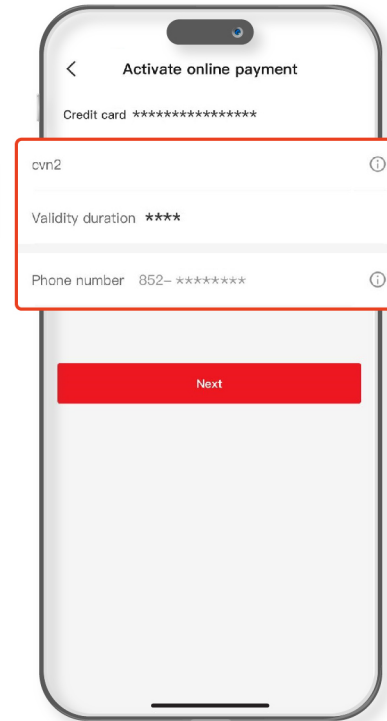


2. Go to "My Credit Card", choose "Credit Card" and "Add"



3. Enter BEA UnionPay Credit Card or capture with camera. Confirm with mobile number\* and enter the BEA UnionPay Credit Card number and required information, ie. CVV, expiry date, etc.

\*Must match the mobile number of bank's record



4. Successfully bound credit card

# Payment Method



## 1 User scan



Tap  
"Scan"



Scan  
merchant QR  
code



Payment  
completed

OR

## 2 Merchant scan



Tap  
"Pay"



Scanned by  
merchant



Payment  
completed


# "U Plan" Coupon Redemption & Usage Method



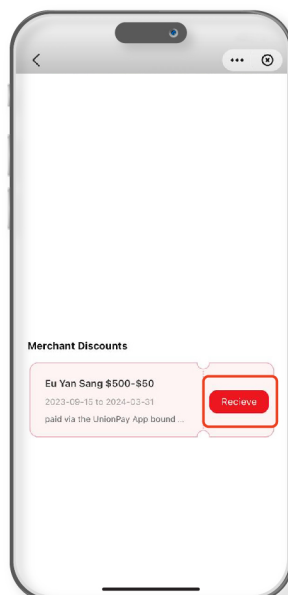
1. Select "U Plan"



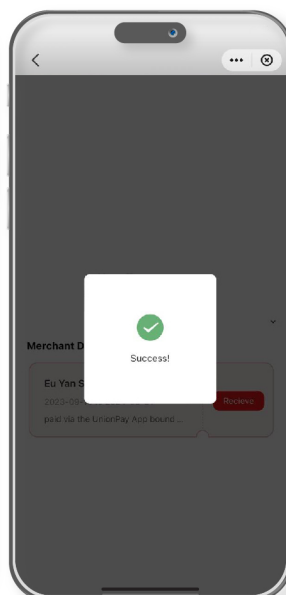
2. Choose offers from Hot Categories or by destinations



3. Browse offer details



4. Click "Redeem now" to collect e-Coupon

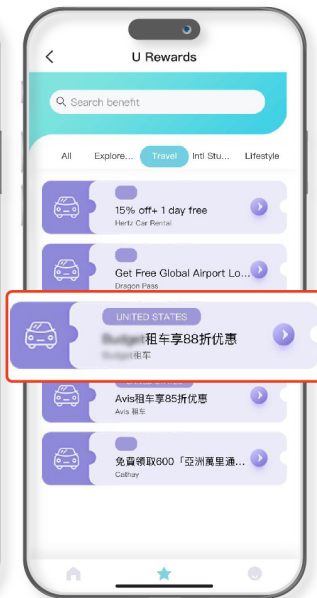


5. Click "Use now" during payment and show the "QR Code" or "e-Coupon" according to the offer

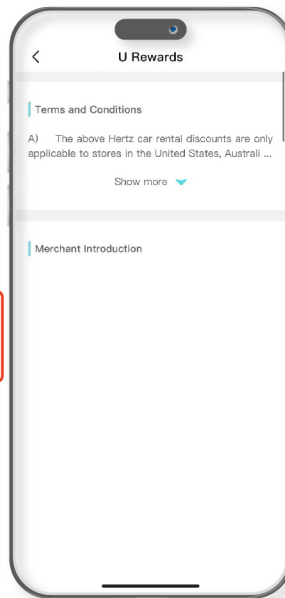
# "U Reward" Coupon Redemption & Usage Method



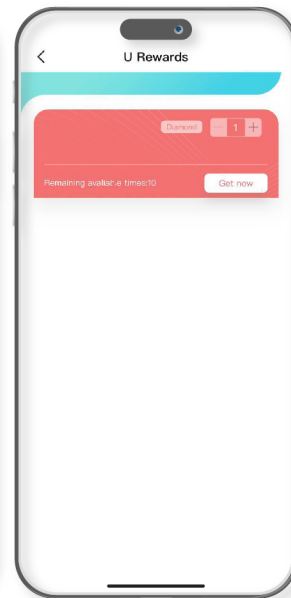
1. Select  
"U Rewards"



2. Browse &  
select offers



3. Browse  
offer details



4. Redeem with  
eligible credit card