



BEA (MPF) Master Trust Scheme Fund Fact Sheet 東亞(強積金)集成信託計劃基金概覽

As of 截至 31/03/2019

IMPORTANT :

- BEA (MPF) Master Trust Scheme offers different constituent funds (i) investing in one or more approved pooled investment funds and/or approved index-tracking funds which invest in equities or bonds; or (ii) making direct money market investments, each with different risk profile.
- BEA (MPF) Long Term Guaranteed Fund invests solely in an approved pooled investment fund in a form of insurance policy provided by Principal Insurance Company (Hong Kong) Limited. A guarantee is also given by Principal Insurance Company (Hong Kong) Limited. Your investment in this constituent fund, if any, is therefore subject to the credit risk of Principal Insurance Company (Hong Kong) Limited. Please refer to the Remark 6 in the last page of this Fund Fact Sheet and the Appendix 1 of the Explanatory Memorandum of the BEA (MPF) Master Trust Scheme for details of the credit risk, guarantee features and guarantee conditions of this constituent fund.
- If you are currently investing in BEA (MPF) Long Term Guaranteed Fund, a withdrawal of the accrued benefits on ground of terminal illness may affect your entitlement to the guarantee and you may lose your guarantee. For details, please check the scheme offering document or consult your trustee before making any such withdrawal.
- BEA (MPF) Conservative Fund does not provide any guarantee of the repayment of capital.
- You should consider your own risk tolerance level and financial circumstances before investing in the MPF default investment strategy ("DIS"). You should note that the BEA (MPF) Core Accumulation Fund and the BEA (MPF) Age 65 Plus Fund under BEA (MPF) Master Trust Scheme (collectively the "DIS Funds") may not be suitable for you, and there may be a risk mismatch between the DIS Funds and your risk profile (the resulting portfolio risk may be greater than your risk preference). You should seek financial and/or professional advice if you are in doubt as to whether the DIS is suitable for you, and make the investment decision most suitable for you taking into account your circumstances.
- You should note that the implementation of the DIS may have an impact on your MPF investments and benefits. You should consult with your trustee if you have doubts on how you are being affected.
- You should consider your own risk tolerance level and financial circumstances before making investment choices. When, in your selection of constituent funds, you are in doubt as to whether a certain constituent fund is suitable for you (including whether it is consistent with your investment objectives), you should seek financial and/or professional advice and choose the constituent fund(s) most suitable for you taking into account your circumstances.
- You should not invest based on this document alone. Investments inherently involve risk and the unit prices of the constituent funds may go down as well as up. Past performance stated in this document is not indicative of future performance. For further details including the product features, fees and charges, and the risk factors involved, please refer to the Explanatory Memorandum of the BEA (MPF) Master Trust Scheme.

重要事項：

- 東亞(強積金)集成信託計劃提供不同的成分基金：(i) 投資於一個或以上的核准匯集投資基金及/或核准緊貼指數基金(投資於股票或債券)；或(ii) 直接投資於貨幣市場。各成分基金有不同的風險承擔。
- 東亞(強積金)保證基金只投資於以美國信安保險有限公司提供以保單形式成立的核准匯集投資基金，而有關保證亦由美國信安保險有限公司提供。因此，閣下於此項成分基金的投資(如有)，將受美國信安保險有限公司的信貨風險所影響。有關此項成分基金的信貨風險、保證特點及保證條件，請參閱本基金概覽尾頁的附註6及東亞(強積金)集成信託計劃的說明書附件1。
- 如你現時投資於東亞(強積金)保證基金，當以罹患末期疾病的理由行使從該保證基金提取累算權益的權利可能影響你享有保證的資格及失去保證回報。有關詳情請查閱計劃的銷售刊物或於作出任何有關累算權益的提取前向你的受託人查詢。
- 東亞(強積金)保守基金並不提供任何退還資本的保證。
- 投資強積金預設投資策略前，你應衡量個人可承受風險的程度及財務狀況。你應注意東亞(強積金)集成信託計劃的東亞(強積金)核心累積基金及東亞(強積金)65歲後基金(統稱為「預設投資策略基金」)不一定適合你，且預設投資策略基金及你的風險取向之間或存在風險錯配(即投資組合之風險或會大於你的風險承受能力)。如你就預設投資策略是否適合你有任何疑問，你應徵詢財務及/或專業人士之意見，並因應你的個人情況而作出最適合你的投資決定。
- 你應注意，實施預設投資策略後或會影響你的強積金投資及權益。如你就你或會受到之影響有任何疑問，你應向你的受託人查詢。
- 在作出投資選擇前，閣下必須衡量個人可承受風險的程度及財政狀況。在選擇成分基金時，如閣下對若干成分基金是否適合閣下(包括該成分基金是否符合閣下的投資目標)有任何疑問，閣下應諮詢財務及/或專業人士的意見，並因應閣下的個人狀況而選擇最適合閣下的成分基金。
- 閣下不應只根據此文件作出投資。投資附帶風險，成分基金單位價格可跌可升。此文件所載的過往表現不能作為日後表現的指標。有關詳情，包括產品特點、收費及所涉及的風險因素，請參閱東亞(強積金)集成信託計劃的說明書。

BEA (MPF) Growth Fund

東亞(強積金)增長基金

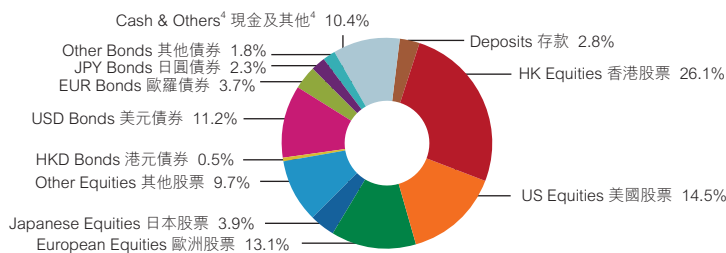
Investment Objective 投資目標

To achieve long term capital appreciation within a controlled risk-return framework through investing mainly in global equities with some exposure in global debt securities / money market instruments.

透過以全球股票為投資對象，亦有少量比重投資於全球債券 / 貨幣市場，在波動程度備受管理範圍內，盡量為投資提供長期資本增值。

Portfolio Allocation¹¹ 投資組合分佈¹¹

Equity 股票	67.3%	Bond 債券	19.5%	Cash & Others ⁴ 現金及其他 ⁴	10.4%	Deposits 存款	2.8%
-----------	-------	---------	-------	---	-------	-------------	------



Commentary 評論

- Global markets continued their rebound in March, with virtually all asset classes and major indices posting strong gains.
- In the U.S., manufacturing data remained expansionary and labour market data was robust. The market expects monetary policy to change from tightening to accommodative again that it underpinned March return.
- Despite sluggish economic data being reported in Europe and the European Central Bank ("ECB") trimmed its growth and inflation forecast, market sentiment was supported by ECB's easing signal. European equity market up slightly in March, while partly offset by the depreciation in euro.
- China's onshore and offshore equity markets continued to rally in March. This is mainly driven by positive developments in the U.S.-China negotiations and favourable global liquidity environment.
- We expect the economic data of the U.S., Eurozone and China will continue to add volatility to markets and affect the overall risk sentiment.

Fund Information 基金資料

Fund Size 基金資產值 : 3,470.35 Million (HK\$) 百萬(港元)
 Launch Date 推出日期 : 1/12/2000
 NAV per unit (HK\$) 每單位資產淨值(港元) : 21.5451

Fund Descriptor 基金類型描述

Mixed Assets Fund — Global — Maximum 90% in equity
 混合資產基金 — 環球 — 最多 90% 於股票

Latest Fund Expense Ratio³ : 1.44%
 最近期的基金開支比率³

Fund Risk Indicators¹ 基金風險標記¹

Annualised Standard Deviation 年度標準差 : 7.95%

Fund Performance Information^{2a} 基金表現資料^{2a}

Annualised Return 年度回報				
1 Year 1年	3 Years 3年	5 Years 5年	10 Years 10年	Since Launch 自成立起
-2.63%	6.96%	3.65%	6.87%	4.27%

Cumulative Return 累積回報				
1 Year 1年	3 Years 3年	5 Years 5年	10 Years 10年	Since Launch 自成立起
-2.63%	22.37%	19.64%	94.41%	115.45%

Calendar Year Return ^{2b} 曆年回報 ^{2b}							
2011	2012	2013	2014	2015	2016	2017	2018
-10.98%	12.73%	11.25%	0.72%	-4.07%	1.94%	22.48%	-9.68%

Top 10 Portfolio Holdings 投資組合內十大資產

AIA GROUP LTD 友邦保險	2.19%
CHINA CONSTRUCTION BANK CORP 中國建設銀行	1.21%
CHINA MOBILE LTD 中國移動	0.79%
CHINA MERCHANTS BANK CO LTD 招商銀行	0.74%
CNOOC LTD 中國海洋石油	0.61%
CHINA LIFE INSURANCE CO LTD 中國人壽保險	0.60%
CHINA GAS HOLDINGS LTD 中國燃氣控股	0.52%
APPLE INC	0.51%
BANK OF CHINA LTD 中國銀行	0.46%
AIR CHINA LTD 中國國際航空	0.46%

- 3月份環球市場繼續反彈，幾乎所有資產類別及主要指數皆顯著上升。
- 美國方面，製造業數據持續擴張，勞工市場數據強勁。聯儲局發表鴿派言論之後，市場預期貨幣政策由收緊轉為適中。
- 儘管歐洲經濟數據仍然疲弱及歐洲中央銀行下調增長及通脹預測，但市場氣氛受到歐洲央行的寬鬆訊號支持。歐洲股市3月份輕微向上，部份升幅受到歐元貶值所抵銷。
- 中國在岸及離岸股市3月份表現繼續強勁，主要原因是中美貿易談判進展理想，以及環球市場流動性充裕。
- 我們預期美國、歐元區及中國的經濟數據會繼續加劇市場的波動性，並對整體的風險情緒帶來影響。

BEA (MPF) Balanced Fund

東亞(強積金)均衡基金

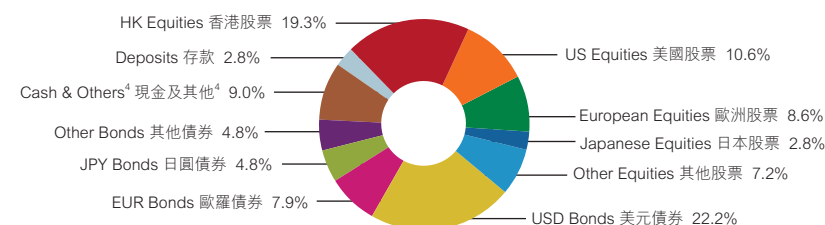
Investment Objective 投資目標

To achieve a stable rate of return with an opportunity for capital appreciation through a balanced weighting of investments in global equities and debt securities.

透過平均投資於全球股票及債券市場，為投資帶來平穩增長；同時亦提供資本增值機會。

Portfolio Allocation¹¹ 投資組合分佈¹¹

Equity 股票	48.5%	Bond 債券	39.7%	Cash & Others ⁴ 現金及其他 ⁴	9.0%	Deposits 存款	2.8%
-----------	-------	---------	-------	---	------	-------------	------



Commentary 評論

- Global markets continued their rebound in March, with virtually all asset classes and major indices posting strong gains.
- In the U.S., manufacturing data remained expansionary and labour market data was robust. The market expects monetary policy to change from tightening to accommodative again that it underpinned March return.
- Despite sluggish economic data being reported in Europe and the European Central Bank ("ECB") trimmed its growth and inflation forecast, market sentiment was supported by ECB's easing signal. European equity market up slightly in March, while partly offset by the depreciation in euro.
- China's onshore and offshore equity markets continued to rally in March. This is mainly driven by positive developments in the U.S.-China negotiations and favourable global liquidity environment.
- We expect the economic data of the U.S., Eurozone and China will continue to add volatility to markets and affect the overall risk sentiment.

Fund Information 基金資料

Fund Size 基金資產值 : 1,799.28 Million (HK\$) 百萬(港元)
 Launch Date 推出日期 : 1/12/2000
 NAV per unit (HK\$) 每單位資產淨值(港元) : 19.6074

Fund Descriptor 基金類型描述

Mixed Assets Fund — Global — Maximum 60% in equity
 混合資產基金 — 環球 — 最多 60% 於股票

Latest Fund Expense Ratio³ : 1.40%
 最近期的基金開支比率³

Fund Risk Indicators¹ 基金風險標記¹

Annualised Standard Deviation 年度標準差 : 6.20%

Fund Performance Information^{2a} 基金表現資料^{2a}

Annualised Return 年度回報				
1 Year 1年	3 Years 3年	5 Years 5年	10 Years 10年	Since Launch 自成立起
-1.85%	5.22%	3.07%	5.60%	3.74%

Cumulative Return 累積回報				
1 Year 1年	3 Years 3年	5 Years 5年	10 Years 10年	Since Launch 自成立起
-1.85%	16.50%	16.33%	72.41%	96.07%

Calendar Year Return ^{2b} 曆年回報 ^{2b}							
2011	2012	2013	2014	2015	2016	2017	2018
-7.30%	10.14%	7.24%	1.05%	-3.25%	1.71%	17.33%	-7.13%

Top 10 Portfolio Holdings 投資組合內十大資產

AIA GROUP LTD 友邦保險	1.61%
CHINA CONSTRUCTION BANK CORP 中國建設銀行	0.89%
US TREASURY BILL 2.88% 15/08/2028	0.87%
FRENCH REPUBLIC GOVERNMENT BOND OAT 2.00% 25/05/2048	0.85%
BUNDESREPUBLIK DEUTSCHLAND BUNDESANLEIHE 0.25% 15/08/2028	0.80%
BUNDESREPUBLIK DEUTSCHLAND BUNDESANLEIHE 1.25% 15/08/2048	0.69%
US TREASURY BILL 3.00% 15/08/2048	0.66%
CHINA MOBILE LTD 中國移動	0.58%
CHINA MERCHANTS BANK CO LTD 招商銀行	0.56%
OVERSEA-CHINESE BANKING CORP LTD 4.00% 15/10/2024	0.52%

- 3月份環球市場繼續反彈，幾乎所有資產類別及主要指數皆顯著上升。
- 美國方面，製造業數據持續擴張，勞工市場數據強勁。聯儲局發表鴿派言論之後，市場預期貨幣政策由收緊轉為適中。
- 儘管歐洲經濟數據仍然疲弱及歐洲中央銀行下調增長及通脹預測，但市場氣氛受到歐洲央行的寬鬆訊號支持。歐洲股市3月份輕微向上，部份升幅受到歐元貶值所抵銷。
- 中國在岸及離岸股市3月份表現繼續強勁，主要原因是中美貿易談判進展理想，以及環球市場流動性充裕。
- 我們預期美國、歐元區及中國的經濟數據會繼續加劇市場的波動性，並對整體的風險情緒帶來影響。

BEA (MPF) Stable Fund

東亞(強積金)平穩基金

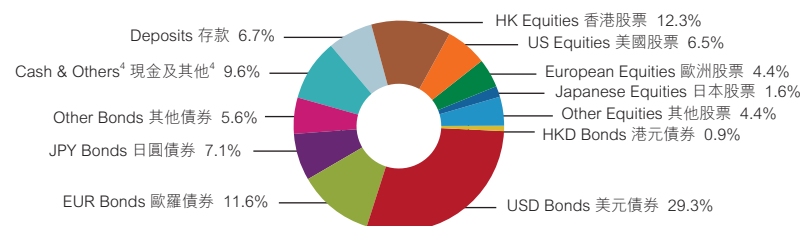
Investment Objective 投資目標

To minimise short-term capital risk with modest capital growth over the long term through a higher weighting of investments in global debt securities to provide steady income and lower exposure to global equities to provide modest potential for capital appreciation.

透過偏重投資於全球債券市場及較少比重投資於全球股票市場，為投資盡量減低短期資本波動，以維持穩定的資本價值及賺取平穩收益，同時亦提供若干長遠資本增值潛力。

Portfolio Allocation¹¹ 投資組合分佈¹¹

Equity 股票	29.2%	Bond 債券	54.5%	Cash & Others ⁴ 現金及其他 ⁴	9.6%	Deposits 存款	6.7%
-----------	-------	---------	-------	---	------	-------------	------



Fund Information 基金資料

Fund Size 基金資產值：1,881.63 Million (HK\$) 百萬(港元)
Launch Date 推出日期：1/12/2000
NAV per unit (HK\$) 每單位資產淨值(港元)：18.2476

Fund Descriptor 基金類型描述

Mixed Assets Fund — Global — Maximum 40% in equities
混合資產基金 — 環球 — 最多 40% 於股票

Latest Fund Expense Ratio³ 最近期的基金開支比率³ : 1.34%

Fund Risk Indicators¹ 基金風險標記¹

Annualised Standard Deviation 年度標準差：4.76%

Fund Performance Information^{2a} 基金表現資料^{2a}

Annualised Return 年度回報				
1 Year 1年	3 Years 3年	5 Years 5年	10 Years 10年	Since Launch 自成立起
-1.24%	3.37%	2.28%	4.28%	3.33%

Cumulative Return 累積回報				
1 Year 1年	3 Years 3年	5 Years 5年	10 Years 10年	Since Launch 自成立起
-1.24%	10.45%	11.91%	51.99%	82.48%

Calendar Year Return ^{2b} 曆年回報 ^{2b}							
2011	2012	2013	2014	2015	2016	2017	2018
-3.77%	7.67%	3.62%	1.24%	-3.12%	1.39%	12.32%	-4.54%
							Year to Date 年初至今
							4.54%

Top 10 Portfolio Holdings 投資組合內十大資產

US TREASURY BILL 2.88%	15/08/2028	1.28%
FRENCH REPUBLIC GOVERNMENT BOND OAT 2.00%	25/05/2048	1.25%
BUNDESREPUBLIK DEUTSCHLAND BUNDESANLEIHE 0.25%	15/08/2028	1.18%
BUNDESREPUBLIK DEUTSCHLAND BUNDESANLEIHE 1.25%	15/08/2048	1.01%
AIA GROUP LTD 友邦保險		0.99%
US TREASURY BILL 3.00%	15/08/2048	0.97%
AUSTRALIA GOVERNMENT BOND 3.25%	21/04/2029	0.77%
UNITED KINGDOM GILT 1.50%	22/07/2047	0.74%
US TREASURY BILL 3.38%	15/11/2048	0.74%
JAPAN GOVERNMENT THIRTY YEAR BOND 0.90%	20/09/2048	0.69%

Commentary 評論

- Global markets continued their rebound in March, with virtually all asset classes and major indices posting strong gains.
- In the U.S., manufacturing data remained expansionary and labour market data was robust. The market expects monetary policy to change from tightening to accommodative again that it underpinned March return.
- Despite sluggish economic data being reported in Europe and the European Central Bank ("ECB") trimmed its growth and inflation forecast, market sentiment was supported by ECB's easing signal. European equity market up slightly in March, while partly offset by the depreciation in euro.
- China's onshore and offshore equity markets continued to rally in March. This is mainly driven by positive developments in the U.S.-China negotiations and favourable global liquidity environment.
- We expect the economic data of the U.S., Eurozone and China will continue to add volatility to markets and affect the overall risk sentiment.

- 3月份環球市場繼續反彈，幾乎所有資產類別及主要指數皆顯著上升。
- 美國方面，製造業數據持續擴張，勞工市場數據強勁。繼聯儲局發表鴿派言論之後，市場預期貨幣政策由收緊轉為適中。
- 儘管歐洲經濟數據仍然疲弱及歐洲中央銀行下調增長及通脹預測，但市場氣氛受到歐洲央行的寬鬆訊號支持。歐洲股市3月份輕微向上，部份升幅受到歐元貶值所抵銷。
- 中國在岸及離岸股市3月份表現繼續強勁，主要原因是中美貿易談判進展理想，以及環球市場流動性充裕。
- 我們預期美國、歐元區及中國的經濟數據會繼續加劇市場的波動性，並對整體的風險情緒帶來影響。

BEA (MPF) Global Equity Fund

東亞(強積金)環球股票基金

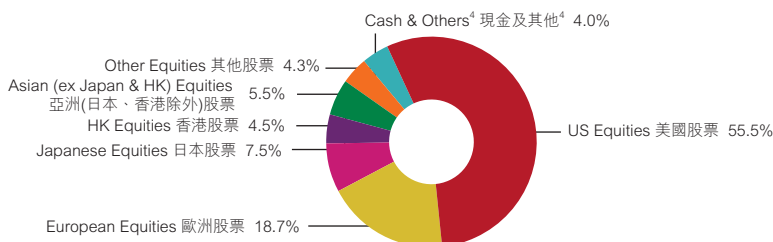
Investment Objective 投資目標

To achieve long-term capital appreciation within a controlled risk-return framework through investing mainly in global equities with some exposure in global debt securities / money market instruments.

透過以全球股票為投資對象，亦有少量比重投資全球債券 / 貨幣市場，在波動程度備受管理範圍內，盡量為投資提供長期資本增值。

Portfolio Allocation¹¹ 投資組合分佈¹¹

Equity 股票	96.0%	Cash & Others ⁴ 現金及其他 ⁴	4.0%
-----------	-------	---	------



Fund Information 基金資料

Fund Size 基金資產值：217.14 Million (HK\$) 百萬(港元)
Launch Date 推出日期：4/1/2010
NAV per unit (HK\$) 每單位資產淨值(港元)：15.7388

Fund Descriptor 基金類型描述

Equity Fund — Global
股票基金 — 環球

Latest Fund Expense Ratio³ 最近期的基金開支比率³ : 1.30%

Fund Risk Indicators¹ 基金風險標記¹

Annualised Standard Deviation 年度標準差：9.79%

Fund Performance Information^{2a} 基金表現資料^{2a}

Annualised Return 年度回報				
1 Year 1年	3 Years 3年	5 Years 5年	10 Years 10年	Since Launch 自成立起
1.34%	8.18%	5.46%	N/A 不適用	5.03%

Cumulative Return 累積回報				
1 Year 1年	3 Years 3年	5 Years 5年	10 Years 10年	Since Launch 自成立起
1.34%	26.62%	30.43%	N/A 不適用	57.39%

Calendar Year Return ^{2b} 曆年回報 ^{2b}							
2011	2012	2013	2014	2015	2016	2017	2018
-12.35%	12.23%	18.75%	0.82%	1.08%	3.87%	22.14%	-8.85%
							Year to Date 年初至今
							10.78%

Top 10 Portfolio Holdings 投資組合內十大資產

APPLE INC	1.68%
ALPHABET A	1.41%
AMAZON.COM INC	1.34%
CISCO SYSTEMS INC	1.21%
ALIBABA GROUP HOLDING LTD	0.99%
ADOBE INC	0.89%
ASTRAZENECA PLC	0.78%
CHIPOTLE MEXICAN GRILL INC	0.74%
AON PLC	0.72%
BASF SE	0.70%

Commentary 評論

- In the U.S., manufacturing data remained expansionary and labour market data was robust. The market expects monetary policy to change from tightening to accommodative again that it underpinned March return.
- Despite sluggish economic data being reported in Europe and the European Central Bank ("ECB") trimmed its growth and inflation forecast, market sentiment was supported by ECB's easing signal. European equity market up slightly in March, while partly offset by the depreciation in euro.
- China's onshore and offshore equity markets continued to rally in March. This is mainly driven by positive developments in the U.S.-China negotiations and favourable global liquidity environment.

- 美國方面，製造業數據持續擴張，勞工市場數據強勁。繼聯儲局發表鴿派言論之後，市場預期貨幣政策由收緊轉為適中。
- 儘管歐洲經濟數據仍然疲弱及歐洲中央銀行下調增長及通脹預測，但市場氣氛受到歐洲央行的寬鬆訊號支持。歐洲股市3月份輕微向上，部份升幅受到歐元貶值所抵銷。
- 中國在岸及離岸股市3月份表現繼續強勁，主要原因是中美貿易談判進展理想，以及環球市場流動性充裕。

BEA (MPF) European Equity Fund

東亞(強積金)歐洲股票基金

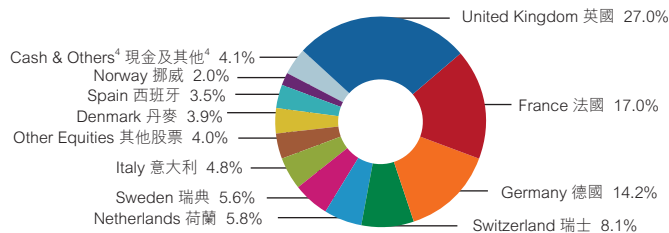
Investment Objective 投資目標

To achieve long-term capital appreciation within a controlled risk-return framework through investing mainly in European equities with some exposure in European and other debt securities / money market instruments.

透過主要以歐洲股票為投資對象，亦有少量比重投資歐洲及其他債券 / 貨幣市場，在波動程度備受管理範圍內，盡量為投資提供長期資本增值。

Portfolio Allocation¹¹ 投資組合分佈¹¹

Equity 股票	95.9%	Cash & Others ⁴ 現金及其他 ⁴	4.1%
-----------	-------	---	------



Fund Information 基金資料

Fund Size 基金資產值: 84.33 Million (HK\$) 百萬(港元)
 Launch Date 推出日期: 4/1/2010
 NAV per unit (HK\$) 每單位資產淨值(港元): 11.9802

Fund Descriptor 基金類型描述

Equity Fund — Europe
 股票基金 — 歐洲

Latest Fund Expense Ratio³ 最近期的基金開支比率³: 1.82%

Fund Risk Indicators¹ 基金風險標記¹

Annualised Standard Deviation 年度標準差: 10.34%

Fund Performance Information^{2a} 基金表現資料^{2a}

Annualised Return 年度回報				
1 Year 1年	3 Years 3年	5 Years 5年	10 Years 10年	Since Launch 自成立起
-5.08%	4.55%	0.99%	N/A 不適用	1.97%

Cumulative Return 累積回報				
1 Year 1年	3 Years 3年	5 Years 5年	10 Years 10年	Since Launch 自成立起
-5.08%	14.27%	5.05%	N/A 不適用	19.80%

Calendar Year Return ^{2b} 曆年回報 ^{2b}							
2011	2012	2013	2014	2015	2016	2017	2018 Year to Date 年初至今
-14.81%	18.60%	21.35%	-6.92%	1.90%	1.47%	18.18%	-14.18% 8.51%

Top 10 Portfolio Holdings 投資組合內十大資產

TOTAL SA	2.56%
SAP SE	2.08%
SANOFI	2.05%
GLAXOSMITHKLINE PLC	1.92%
ASTRAZENECA PLC	1.87%
ADIDAS AG	1.81%
NOVO NORDISK A/S	1.75%
NESTLE SA	1.65%
SIEMENS AG	1.61%
BRITISH AMERICAN TOBACCO PLC	1.56%

Commentary 評論

- Despite sluggish economic data being reported in Europe and the European Central Bank ("ECB") trimmed its growth and inflation forecast, market sentiment was supported by ECB's easing signal. European equity market up slightly in March, while partly offset by the depreciation in euro.
- The targeted longer-term refinancing operations that are planned are likely to mainly benefit the Eurozone periphery countries, particularly Spain and Italy.

- 儘管歐洲經濟數據仍然疲弱及歐洲中央銀行下調增長及通脹預測，但市場氣氛受到歐洲央行的寬鬆訊號支持。歐洲股市3月份輕微向上，部份升幅受到歐元貶值所抵銷。
- 歐元區周邊國家相信是定向長期再融資操作(「TLTRO」)計劃的主要受惠者，尤其是西班牙和意大利。

BEA (MPF) North American Equity Fund

東亞(強積金)北美股票基金

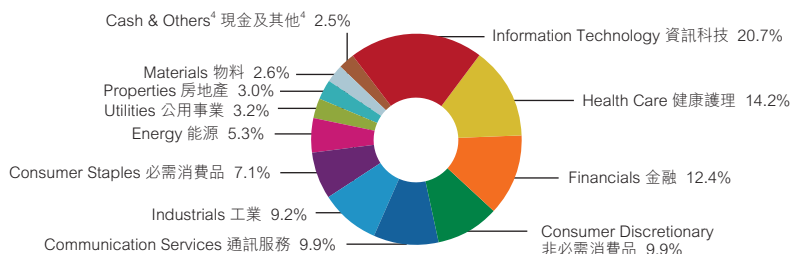
Investment Objective 投資目標

To achieve long term capital appreciation within a controlled risk-return framework through investing mainly in North American equities with some exposure in North American and other debt securities / money market instruments.

透過主要投資於北美股票，和部分比重投資於北美及其他債券 / 貨幣市場投資工具，在波動程度備受管理範圍內，盡量為投資提供長期資本增值。

Portfolio Allocation¹¹ 投資組合分佈¹¹

North American Equity 北美股票	97.5%	Cash & Others ⁴ 現金及其他 ⁴	2.5%
----------------------------	-------	---	------



Fund Information 基金資料

Fund Size 基金資產值: 177.27 Million (HK\$) 百萬(港元)
 Launch Date 推出日期: 31/1/2012
 NAV per unit (HK\$) 每單位資產淨值(港元): 19.0591

Fund Descriptor 基金類型描述

Equity Fund — North America
 股票基金 — 北美

Latest Fund Expense Ratio³ 最近期的基金開支比率³: 1.26%

Fund Risk Indicators¹ 基金風險標記¹

Annualised Standard Deviation 年度標準差: 10.37%

Fund Performance Information^{2a} 基金表現資料^{2a}

Annualised Return 年度回報				
1 Year 1年	3 Years 3年	5 Years 5年	10 Years 10年	Since Launch 自成立起
7.24%	11.25%	8.62%	N/A 不適用	9.42%

Cumulative Return 累積回報				
1 Year 1年	3 Years 3年	5 Years 5年	10 Years 10年	Since Launch 自成立起
7.24%	37.70%	51.22%	N/A 不適用	90.59%

Calendar Year Return ^{2b} 曆年回報 ^{2b}							
2011	2012	2013	2014	2015	2016	2017	2018 Year to Date 年初至今
N/A 不適用	-1.40%	26.32%	10.81%	-0.54%	9.74%	19.24%	-5.91% 12.75%

Top 10 Portfolio Holdings 投資組合內十大資產

MICROSOFT CORP	3.73%
APPLE INC	3.51%
AMAZON.COM INC	3.03%
FACEBOOK INC	1.64%
BERKSHIRE HATHAWAY INC	1.61%
JOHNSON & JOHNSON	1.53%
ALPHABET C	1.48%
ALPHABET A	1.45%
EXXON MOBIL CORP	1.41%
JPMORGAN CHASE & CO	1.37%

Commentary 評論

- In the U.S., manufacturing data remained expansionary and labour market data was robust. The market expects monetary policy to change from tightening to accommodative again that it underpinned March return.
- We expect the economic data of the U.S. will continue to add volatility to markets and affect the overall risk sentiment.

- 美國方面，製造業數據持續擴張，勞工市場數據強勁。繼聯儲局發表鴿派言論之後，市場預期貨幣政策由收緊轉為適中。
- 我們預期美國的經濟數據會繼續加劇市場的波動性，並對整體的風險情緒帶來影響。

BEA (MPF) Asian Equity Fund

東亞(強積金)亞洲股票基金

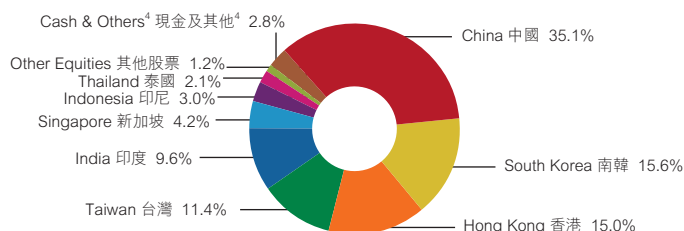
Investment Objective 投資目標

To achieve long term capital appreciation within a controlled risk-return framework through investing mainly in Asian ex-Japan equities, with some exposure in debt securities / money market instruments.

透過主要投資於亞洲(日本除外)股票,及部分比重投資於債券/貨幣市場投資工具,在波動程度備受管理範圍內,盡量為投資提供長期資本增值。

Portfolio Allocation¹¹ 投資組合分佈¹¹

Asia ex-Japan Equity 亞洲(日本除外)股票	97.2%	Cash & Others ⁴ 現金及其他 ⁴	2.8%
------------------------------------	-------	--	------



Commentary 評論

- China's onshore and offshore equity markets continued to rally in March, mainly driven by the positive developments in the U.S.-China trade negotiations and favourable global liquidity environment.
- Australia equities continued to trend up but underperformer the region in March. The main drag was the energy sector which returned some gains post very strong outperformance in previous two months.
- Taiwan equities gained in March, markets opened lower in the first week but strengthened thereafter driven by positive news-flow around U.S. technology sector rebound.

Fund Information 基金資料

Fund Size 基金資產值: 864.81 Million (HK\$) 百萬(港元)
Launch Date 推出日期: 1/9/2005
NAV per unit (HK\$) 每單位資產淨值(港元): 22.9992

Fund Descriptor 基金類型描述

Equity Fund — Asia ex-Japan
股票基金 — 亞洲(日本除外)

Latest Fund Expense Ratio³
最近期的基金開支比率³: 1.39%

Fund Risk Indicators¹ 基金風險標記¹

Annualised Standard Deviation 年度標準差: 12.67%

Fund Performance Information^{2a} 基金表現資料^{2a}

Annualised Return 年度回報				
1 Year 1年	3 Years 3年	5 Years 5年	10 Years 10年	Since Launch 自成立起
-10.12%	9.39%	4.56%	9.14%	6.32%

Cumulative Return 累積回報				
1 Year 1年	3 Years 3年	5 Years 5年	10 Years 10年	Since Launch 自成立起
-10.12%	30.89%	24.99%	139.70%	129.99%

Calendar Year Return ^{2b} 曆年回報 ^{2b}								
2011	2012	2013	2014	2015	2016	2017	2018	Year to Date 年初至今
-18.71%	21.31%	2.77%	3.23%	-9.72%	2.87%	42.58%	-17.89%	10.56%

Top 10 Portfolio Holdings 投資組合內十大資產

TENCENT HOLDINGS LTD 騰訊控股	7.12%
TAIWAN SEMICONDUCTOR MANUFACTURING CO LTD 台灣積體電路製造	6.08%
SAMSUNG ELECTRONICS CO LTD 三星電子	5.05%
AIA GROUP LTD 友邦保險	3.94%
PING AN INSURANCE GROUP CO OF CHINA LTD 中國平安保險	2.65%
PETROCHINA CO LTD 中國石油天然氣	2.01%
GALAXY ENTERTAINMENT GROUP LTD 銀河娛樂集團	1.86%
CHINA MERCHANTS BANK CO LTD 招商銀行	1.85%
HONG KONG EXCHANGES & CLEARING LTD 香港交易所	1.75%
CHINA CONSTRUCTION BANK CORP 中國建設銀行	1.72%

- 中國在岸及離岸股市3月份表現繼續強勁,主要原因是中美貿易談判進展理想,以及環球市場流動性充裕。
- 3月份澳洲股市繼續向上,但表現落後於區內市場。於前兩個月錄得強勁升幅的能源股出現回套,拖累大市表現。
- 台灣股市3月份上升,雖然市場於早段低開,但其後受到美國科技股的正面消息刺激而反彈。

BEA (MPF) Greater China Equity Fund

東亞(強積金)大中華股票基金

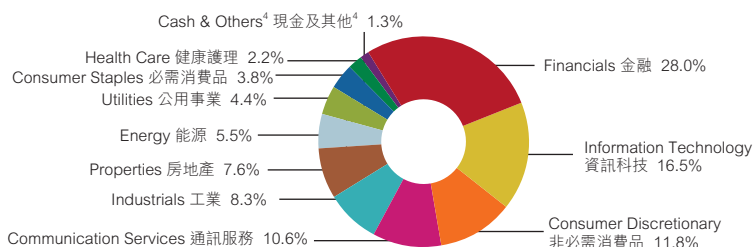
Investment Objective 投資目標

To provide investors with long-term capital growth within a controlled risk-return framework through investing mainly in listed securities of companies that derive or are expected to derive a significant portion of their revenues from goods produced or sold, investments made or services performed in Greater China, which includes the People's Republic of China (PRC), the Special Administrative Regions of Hong Kong and Macau and Taiwan (the "Greater China Securities").

透過主要投資於在大中華區(包括中華人民共和國(中國)、香港特別行政區、澳門特別行政區及台灣)進行產品生產或銷售、投資或提供服務,以作為或預期作為其主要收入來源之公司的上市證券(「大中華區證券」),在波動程度備受管理範圍內,為投資者提供長期資本增值。

Portfolio Allocation¹¹ 投資組合分佈¹¹

Greater China Equity 大中華股票	98.7%	Cash & Others ⁴ 現金及其他 ⁴	1.3%
-------------------------------	-------	--	------



Commentary 評論

- The Chinese equity market continued its rally in March; China A-shares market gained over 30% in the first quarter of 2019.
- The stimulus measures announced by the Chinese government should bode well for risk sentiment; we expect the economic growth in China to stabilise.
- Despite market concerns on global growth, Hong Kong equities continued its upward trend in March, mainly driven by lower rate hike expectations.

Fund Information 基金資料

Fund Size 基金資產值: 1,259.34 Million (HK\$) 百萬(港元)
Launch Date 推出日期: 1/12/2006
NAV per unit (HK\$) 每單位資產淨值(港元): 18.7557

Fund Descriptor 基金類型描述

Equity Fund — Greater China
股票基金 — 大中華區

Latest Fund Expense Ratio³
最近期的基金開支比率³: 1.32%

Fund Risk Indicators¹ 基金風險標記¹

Annualised Standard Deviation 年度標準差: 13.72%

Fund Performance Information^{2a} 基金表現資料^{2a}

Annualised Return 年度回報				
1 Year 1年	3 Years 3年	5 Years 5年	10 Years 10年	Since Launch 自成立起
-6.34%	11.68%	6.31%	9.20%	5.23%

Cumulative Return 累積回報				
1 Year 1年	3 Years 3年	5 Years 5年	10 Years 10年	Since Launch 自成立起
-6.34%	39.31%	35.82%	141.12%	87.56%

Calendar Year Return ^{2b} 曆年回報 ^{2b}								
2011	2012	2013	2014	2015	2016	2017	2018	Year to Date 年初至今
-22.75%	20.52%	10.95%	2.93%	-7.12%	0.44%	40.46%	-15.03%	13.10%

Top 10 Portfolio Holdings 投資組合內十大資產

TENCENT HOLDINGS LTD 騰訊控股	9.72%
TAIWAN SEMICONDUCTOR MANUFACTURING CO LTD 台灣積體電路製造	7.86%
AIA GROUP LTD 友邦保險	7.21%
HONG KONG EXCHANGES & CLEARING LTD 香港交易所	4.77%
CHINA MERCHANTS BANK CO LTD 招商銀行	4.30%
CHINA GAS HOLDINGS LTD 中國燃氣控股	2.59%
PETROCHINA CO LTD 中國石油天然氣	2.28%
CHINA LIFE INSURANCE CO LTD 中國人壽保險	2.20%
CHINA OILFIELD SERVICES LTD 中海油田服務	2.03%
SHENZHOU INTERNATIONAL GROUP HOLDINGS LTD 申洲國際集團控股	1.96%

- 3月份中國股市繼續攀升,中國A股市場於今年首季上升超過30%。
- 中國政府宣布一系列刺激經濟措施,對投資氣氛具積極作用,我們預期中國的經濟增長會趨向穩定。
- 雖然市場憂慮全球經濟增長放緩,但港股於3月份保持升勢,主要因為市場對加息預期降溫。

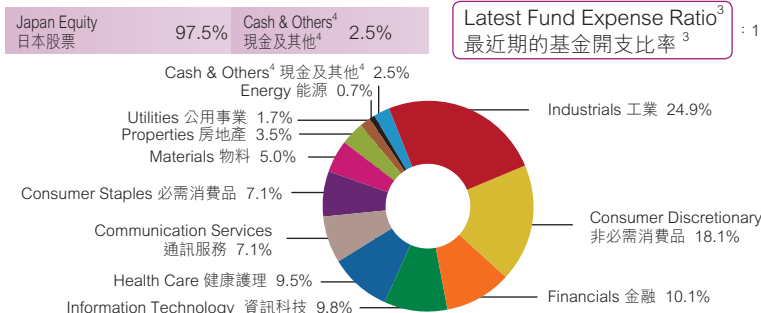
BEA (MPF) Japan Equity Fund

Investment Objective 投資目標

To achieve long term capital appreciation within a controlled risk-return framework through investing mainly in Japanese equities.

透過主要投資於日本股票，在波動程度備受管理範圍內，獲得長期資本增值。

Portfolio Allocation¹¹ 投資組合分佈¹¹



Commentary 評論

- Japan's economy showed signs of improvement as industrial production rebounded from January's sharp fall, inflation also edged up.
- There was no surprise from the Bank of Japan's meeting in March as monetary policies remain accommodative.

Fund Information 基金資料

Fund Size 基金資產值 : 76.83 Million (HK\$) 百萬(港元)
Launch Date 推出日期 : 1/12/2006
NAV per unit (HK\$) : 7.7737
每單位資產淨值(港元)

Fund Descriptor 基金類型描述

Equity Fund — Japan
股票基金 — 日本

Latest Fund Expense Ratio³ : 1.74%
最近期的基金開支比率³

東亞(強積金)日本股票基金

Fund Risk Indicators¹ 基金風險標記¹

Annualised Standard Deviation 年度標準差 : 11.56%

Fund Performance Information^{2a} 基金表現資料^{2a}

Annualised Return 年度回報				
1 Year 1年	3 Years 3年	5 Years 5年	10 Years 10年	Since Launch 自成立起
-8.93%	5.09%	3.31%	5.45%	-2.02%

Cumulative Return 累積回報				
1 Year 1年	3 Years 3年	5 Years 5年	10 Years 10年	Since Launch 自成立起
-8.93%	16.07%	17.69%	69.97%	-22.26%

Calendar Year Return ^{2b} 曆年回報 ^{2b}								
2011	2012	2013	2014	2015	2016	2017	2018	Year to Date 年初至今
-17.63%	10.13%	35.46%	-2.55%	6.44%	-4.08%	22.27%	-16.76%	8.03%

Top 10 Portfolio Holdings 投資組合內十大資產

TOYOTA MOTOR CORP	3.33%
SOFTBANK GROUP CORP	2.35%
KEYENCE CORP	2.32%
TAKEDA PHARMACEUTICAL CO LTD	1.89%
MITSUBISHI UFJ FINANCIAL GROUP INC	1.45%
SONY CORP	1.39%
KAO CORP	1.36%
SUMITOMO MITSUI FINANCIAL GROUP INC	1.29%
HONDA MOTOR CO LTD	1.09%
KDDI CORP	0.95%

- 日本經濟有好轉跡象，工業生產數據從1月份的急跌之後反彈，通脹亦開始上升。

- 3月份日本央行的會議結果一如市場預期，繼續維持適度的貨幣政策。

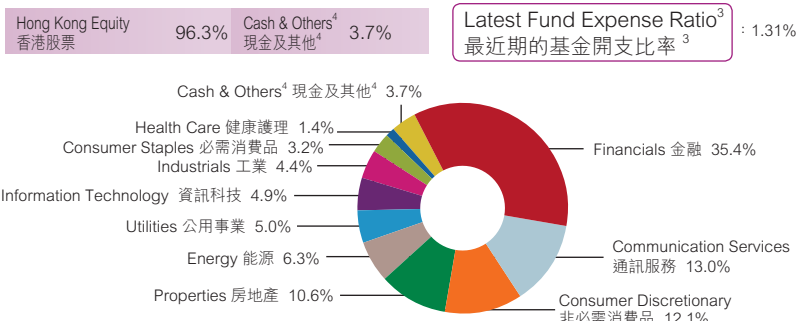
BEA (MPF) Hong Kong Equity Fund

Investment Objective 投資目標

To achieve long term capital appreciation within a controlled risk-return framework through investing mainly in Hong Kong equities, with some exposure in debt securities / money market instruments.

透過主要投資於香港股票，及部分比重投資於債券 / 貨幣市場投資工具，在波動程度備受管理範圍內，盡量為投資提供長期資本增值。

Portfolio Allocation¹¹ 投資組合分佈¹¹



Commentary 評論

- Despite market concerns on global growth, Hong Kong equities continued its upward trend in March, mainly driven by lower rate hike expectations.
- We expect the economic data of the U.S., Eurozone and China will continue to add volatility to markets and affect the overall risk sentiment.

Fund Information 基金資料

Fund Size 基金資產值 : 872.78 Million (HK\$) 百萬(港元)
Launch Date 推出日期 : 1/9/2005
NAV per unit (HK\$) : 23.5687
每單位資產淨值(港元)

Fund Descriptor 基金類型描述

Equity Fund — Hong Kong
股票基金 — 香港

Latest Fund Expense Ratio³ : 1.31%
最近期的基金開支比率³

東亞(強積金)香港股票基金

Fund Risk Indicators¹ 基金風險標記¹

Annualised Standard Deviation 年度標準差 : 13.67%

Fund Performance Information^{2a} 基金表現資料^{2a}

Annualised Return 年度回報				
1 Year 1年	3 Years 3年	5 Years 5年	10 Years 10年	Since Launch 自成立起
-4.54%	11.90%	6.05%	8.66%	6.51%

Cumulative Return 累積回報				
1 Year 1年	3 Years 3年	5 Years 5年	10 Years 10年	Since Launch 自成立起
-4.54%	40.12%	34.16%	129.51%	135.69%

Calendar Year Return ^{2b} 曆年回報 ^{2b}								
2011	2012	2013	2014	2015	2016	2017	2018	Year to Date 年初至今
-20.98%	22.69%	4.80%	3.32%	-7.51%	-0.53%	38.78%	-14.68%	12.71%

Top 10 Portfolio Holdings 投資組合內十大資產

TENCENT HOLDINGS LTD 騰訊控股	7.12%
TAIWAN SEMICONDUCTOR MANUFACTURING CO LTD 台灣積體電路製造	6.08%
SAMSUNG ELECTRONICS CO LTD 三星電子	5.05%
AIA GROUP LTD 友邦保險	3.94%
PING AN INSURANCE GROUP CO OF CHINA LTD 中國平安保險	2.65%
PETROCHINA CO LTD 中國石油天然氣	2.01%
GALAXY ENTERTAINMENT GROUP LTD 銀河娛樂集團	1.86%
CHINA MERCHANTS BANK CO LTD 招商銀行	1.85%
HONG KONG EXCHANGES & CLEARING LTD 香港交易所	1.75%
CHINA CONSTRUCTION BANK CORP 中國建設銀行	1.72%

- 雖然市場憂慮全球經濟增長放緩，但港股於3月份保持升勢，主要因為市場對加息預期降溫。

- 我們預期美國、歐元區及中國的經濟數據會繼續加劇市場的波動性，並對整體的風險情緒帶來影響。

BEA China Tracker Fund

東亞中國追蹤指數基金

Investment Objective 投資目標

To provide investment returns that match the performance of the Hang Seng China Enterprises Index ("Index") as closely as practicable.

提供盡實際可能緊貼恒生中國企業指數（「指數」）表現的投資回報。

Fund Information 基金資料

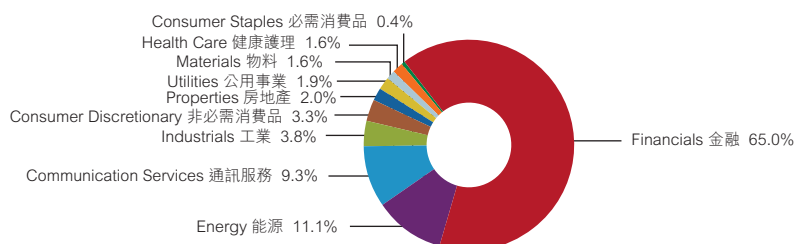
Fund Size 基金資產值：142.24 Million (HK\$) 百萬(港元)
Launch Date 推出日期：31/1/2012
NAV per unit (HK\$) 每單位資產淨值(港元)：11.0717

Fund Descriptor 基金類型描述

Equity Fund — China
股票基金 — 中國

Portfolio Allocation¹¹ 投資組合分佈¹¹

Hang Seng China Enterprises Index ETF 恒生中國企業指數上市基金 100.0%
Cash & Others⁴ 現金及其他⁴ 0.0%



Latest Fund Expense Ratio³ 最近期的基金開支比率³ : 1.30%

Commentary 評論

- China's onshore and offshore equity markets continued to rally in March. This is mainly driven by positive developments in the U.S.-China negotiations and favourable global liquidity environment.
- The stimulus measures announced by the Chinese government should bode well for risk sentiment; we expect the economic growth in China to stabilise.

Fund Risk Indicators¹ 基金風險標記¹

Annualised Standard Deviation 年度標準差：16.79%

Fund Performance Information^{2a} 基金表現資料^{2a}

Annualised Return 年度回報					
	1 Year 年	3 Years 年	5 Years 年	10 Years 年	Since Launch 自成立起
This Fund 本基金	-3.14%	10.40%	4.67%	N/A 不適用	1.43%
Index 指數	-1.21%	12.65%	6.55%	N/A 不適用	4.04%

Cumulative Return 累積回報					
	1 Year 年	3 Years 年	5 Years 年	10 Years 年	Since Launch 自成立起
This Fund 本基金	-3.14%	34.56%	25.63%	N/A 不適用	10.72%
Index 指數	-1.21%	42.87%	37.30%	N/A 不適用	32.76%

Calendar Year Return ^{2b} 曆年回報 ^{2b}									
	2011	2012	2013	2014	2015	2016	2017	2018	Year to Date 年初至今
This Fund 本基金	N/A 不適用	-1.34%	-3.81%	13.73%	-18.05%	-0.74%	27.21%	-11.54%	12.07%
Index 指數	N/A 不適用	3.91%	-1.46%	15.55%	-16.89%	1.49%	29.63%	-9.93%	12.40%

Top 10 Portfolio Holdings 投資組合內十大資產

PING AN INSURANCE GROUP CO OF CHINA LTD 中國平安保險	12.03%
INDUSTRIAL & COMMERCIAL BANK OF CHINA LTD 中國工商銀行	9.31%
CHINA CONSTRUCTION BANK CORP 中國建設銀行	8.93%
BANK OF CHINA LTD 中國銀行	7.87%
CHINA PETROLEUM & CHEMICAL CORP 中國石油化工	4.39%
CHINA LIFE INSURANCE CO LTD 中國人壽保險	4.37%
CHINA MERCHANTS BANK CO LTD 招商銀行	4.15%
CHINA MOBILE LTD 中國移動	3.96%
TENCENT HOLDINGS LTD 騰訊控股	3.80%
PETROCHINA CO LTD 中國石油天然氣	2.99%

- 中國在岸及離岸股市3月份表現繼續強勁，主要原因是中美貿易談判進展理想，以及環球市場流動性充裕。
- 中國政府宣布一系列刺激經濟措施，對投資氣氛具積極作用，我們預期中國的經濟增長會趨向穩定。

BEA Hong Kong Tracker Fund

東亞香港追蹤指數基金

Investment Objective 投資目標

To provide investment results that closely correspond to the performance of the Hang Seng Index ("Index").
提供緊貼恒生指數（「指數」）表現的投資回報。

Fund Information 基金資料

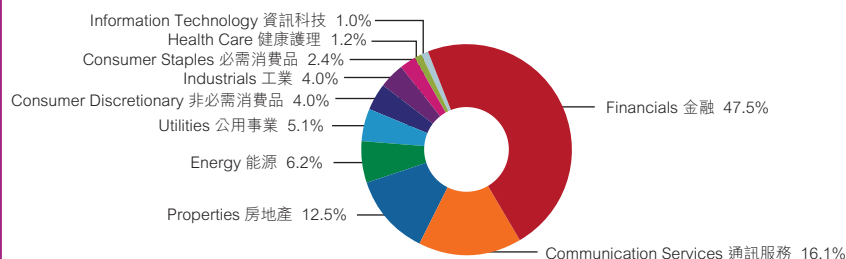
Fund Size 基金資產值：205.09 Million (HK\$) 百萬(港元)
Launch Date 推出日期：31/1/2012
NAV per unit (HK\$) 每單位資產淨值(港元)：16.1758

Fund Descriptor 基金類型描述

Equity Fund — Hong Kong
股票基金 — 香港

Portfolio Allocation¹¹ 投資組合分佈¹¹

Tracker Fund of Hong Kong 盈富基金 100.0%
Cash & Others⁴ 現金及其他⁴ 0.0%



Latest Fund Expense Ratio³ 最近期的基金開支比率³ : 0.74%

Commentary 評論

- Despite market concerns on global growth, Hong Kong equities continued its upward trend in March, mainly driven by lower rate hike expectations.
- We expect the economic data of the U.S., Eurozone and China will continue to add volatility to markets and affect the overall risk sentiment.

Fund Risk Indicators¹ 基金風險標記¹

Annualised Standard Deviation 年度標準差：13.93%

Fund Performance Information^{2a} 基金表現資料^{2a}

Annualised Return 年度回報					
	1 Year 年	3 Years 年	5 Years 年	10 Years 年	Since Launch 自成立起
This Fund 本基金	-0.72%	14.66%	8.30%	N/A 不適用	6.94%
Index 指數	0.03%	16.05%	9.58%	N/A 不適用	8.98%

Cumulative Return 累積回報					
	1 Year 年	3 Years 年	5 Years 年	10 Years 年	Since Launch 自成立起
This Fund 本基金	-0.72%	50.74%	49.01%	N/A 不適用	61.76%
Index 指數	0.03%	56.15%	57.95%	N/A 不適用	85.10%

Calendar Year Return ^{2b} 曆年回報 ^{2b}									
	2011	2012	2013	2014	2015	2016	2017	2018	Year to Date 年初至今
This Fund 本基金	N/A 不適用	9.14%	4.42%	4.46%	-5.18%	2.63%	39.30%	-11.05%	12.68%
Index 指數	N/A 不適用	14.48%	6.55%	5.48%	-3.91%	4.30%	41.29%	-10.54%	12.84%

Top 10 Portfolio Holdings 投資組合內十大資產

TENCENT HOLDINGS LTD 騰訊控股	10.37%
AIA GROUP LTD 友邦保險	9.95%
HSBC HOLDINGS PLC 滙豐控股	8.85%
CHINA CONSTRUCTION BANK CORP 中國建設銀行	7.68%
CHINA MOBILE LTD 中國移動	5.18%
PING AN INSURANCE GROUP CO OF CHINA LTD 中國平安保險	5.17%
INDUSTRIAL & COMMERCIAL BANK OF CHINA LTD 中國工商銀行	4.47%
HONG KONG EXCHANGES & CLEARING LTD 香港交易所	3.43%
BANK OF CHINA LTD 中國銀行	2.98%
CNOOC LTD 中國海洋石油	2.76%

- 雖然市場憂慮全球經濟增長放緩，但港股於3月份保持升勢，主要因為市場對加息預期降溫。
- 我們預期美國、歐元區及中國的經濟數據會繼續加劇市場的波動性，並對整體的風險情緒帶來影響。

BEA (MPF) Global Bond Fund

東亞(強積金)環球債券基金

Investment Objective 投資目標

To provide total investment return over the medium to long term through investing in global bonds, with some exposure in money market instruments.

透過投資於環球債券，及部分比重投資於貨幣市場投資工具，盡量為投資提供中期至長期整體回報。

Fund Information 基金資料

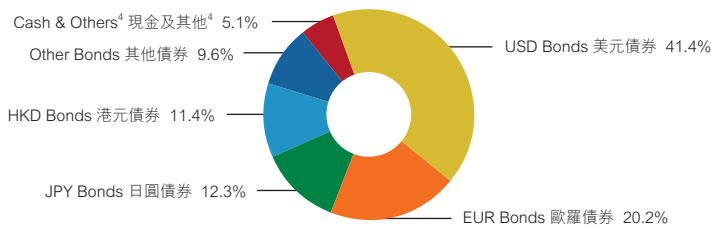
Fund Size 基金資產值：273.53
Million (HK\$) 百萬(港元)
Launch Date 推出日期：1/9/2005
NAV per unit (HK\$) 每單位資產淨值(港元)：11.9261

Fund Descriptor 基金類型描述

Bond Fund — Global
債券基金 — 環球

Portfolio Allocation¹¹ 投資組合分佈¹¹

Bond 債券 94.9% Cash & Others⁴ 現金及其他⁴ 5.1%



Latest Fund Expense Ratio³ 最近期的基金開支比率³ : 1.07%

Commentary 評論

- The U.S. Treasury yields plummeted following the FOMC meeting in March, which signaled the pause for a further rate hike.
- The dovish stance of the U.S. Federal Reserve shift mainly occurred in the context of downside risk to growth and muted inflation.

Fund Risk Indicators¹ 基金風險標記¹

Annualised Standard Deviation 年度標準差：4.00%

Fund Performance Information^{2a} 基金表現資料^{2a}

Annualised Return 年度回報				
1 Year 1年	3 Years 3年	5 Years 5年	10 Years 10年	Since Launch 自成立起
-0.33%	0.79%	0.96%	2.31%	1.30%

Cumulative Return 累積回報				
1 Year 1年	3 Years 3年	5 Years 5年	10 Years 10年	Since Launch 自成立起
-0.33%	2.40%	4.90%	25.67%	19.26%

Calendar Year Return ^{2b} 曆年回報 ^{2b}								
2011	2012	2013	2014	2015	2016	2017	2018	Year to Date 年初至今
2.62%	4.59%	-1.33%	1.51%	-3.30%	0.84%	5.26%	-0.71%	1.99%

Top 10 Portfolio Holdings 投資組合內十大資產

US TREASURY BILL 2.88%	15/08/2028	2.21%
FRENCH REPUBLIC GOVERNMENT BOND OAT 2.00%	25/05/2048	2.17%
BUNDESREPUBLIK DEUTSCHLAND BUNDESANLEIHE 0.25%	15/08/2028	2.03%
BUNDESREPUBLIK DEUTSCHLAND BUNDESANLEIHE 1.25%	15/08/2048	1.75%
US TREASURY BILL 3.00%	15/08/2048	1.69%
US TREASURY BILL 3.38%	15/11/2048	1.44%
AUSTRALIA GOVERNMENT BOND 3.25%	21/04/2029	1.33%
UNITED KINGDOM GILT 1.50%	22/07/2047	1.29%
JAPAN GOVERNMENT THIRTY YEAR BOND 0.90%	20/09/2048	1.19%
JAPAN GOVERNMENT TWENTY YEAR BOND 1.00%	20/12/2035	1.15%

- 美國公開市場委員會示意暫停加息，消息導致美國國債孳息率下跌。
- 聯儲局的態度轉趨鴿派，主要原因是經濟增長有放緩風險，而且通脹並不明顯。

Investment in the BEA (MPF) RMB & HKD Money Market Fund⁵ is not equivalent to placing funds on deposit with a bank or deposit-taking company. The BEA (MPF) RMB & HKD Money Market Fund⁵ is not subject to the supervision of the Hong Kong Monetary Authority.
投資於東亞(強積金)人民幣及港幣貨幣市場基金⁵並不等於將資金存放於銀行或接受存款公司。東亞(強積金)人民幣及港幣貨幣市場基金⁵並不受香港金融管理局監管。

BEA (MPF) RMB & HKD Money Market Fund⁵

東亞(強積金)人民幣及港幣貨幣市場基金⁵

Investment Objective 投資目標

To achieve a rate of return over the long term in line with the interest rate offered by authorised financial institutions in Hong Kong on HKD and RMB savings accounts while maintaining stability of the principal amount invested.

在維持投資本金穩定性之同時，就長期而言，尋求達致與香港認可財務機構的港幣及人民幣存款戶口所提供的利率相若的回報率。

Fund Information 基金資料

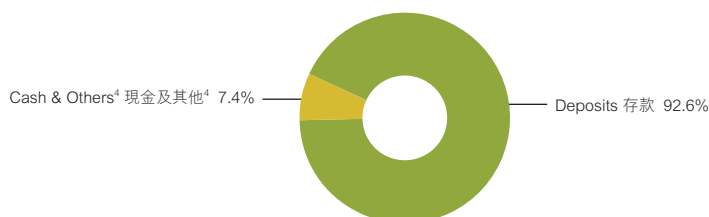
Fund Size 基金資產值：138.08
Million (HK\$) 百萬(港元)
Launch Date 推出日期：3/7/2012
NAV per unit (HK\$) 每單位資產淨值(港元)：10.5580

Fund Descriptor 基金類型描述

Money Market Fund — China and Hong Kong
貨幣市場基金 — 中國及香港

Portfolio Allocation¹¹ 投資組合分佈¹¹

Cash & Others⁴ 現金及其他⁴ 7.4% Deposits 存款 92.6%



Latest Fund Expense Ratio³ 最近期的基金開支比率³ : 0.77%

Commentary 評論

- In March, the renminbi was range trading against the U.S. dollar along with the headlines of the U.S.-China trade negotiation.
- The Hong Kong dollar continued to trade at the upper bound of the trading band against the U.S. dollar and touched 7.75 in March.

Fund Risk Indicators¹ 基金風險標記¹

Annualised Standard Deviation 年度標準差：3.05%

Fund Performance Information^{2a} 基金表現資料^{2a}

Annualised Return 年度回報				
1 Year 1年	3 Years 3年	5 Years 5年	10 Years 10年	Since Launch 自成立起
-2.28%	1.06%	0.75%	N/A 不適用	0.81%

Cumulative Return 累積回報				
1 Year 1年	3 Years 3年	5 Years 5年	10 Years 10年	Since Launch 自成立起
-2.28%	3.22%	3.80%	N/A 不適用	5.58%

Calendar Year Return ^{2b} 曆年回報 ^{2b}								
2011	2012	2013	2014	2015	2016	2017	2018	Year to Date 年初至今
N/A 不適用	0.62%	2.37%	-0.40%	-1.84%	-1.90%	6.28%	-1.32%	1.91%

Top 10 Portfolio Holdings 投資組合內十大資產

FUBON BANK DEPOSITS 富邦銀行(香港)存款	8.85%
SUMITOMO MITSUI BANKING CORPORATION DEPOSITS 三井住友銀行存款	8.62%
CHINA CONSTRUCTION BANK DEPOSITS 中國建設銀行存款	8.45%
CREDIT AGRICOLE DEPOSITS	8.45%
MITSUBISHI BANK DEPOSITS	8.29%
WING LUNG BANK DEPOSITS 招商永隆銀行存款	8.28%
CHINA CITIC BANK INTERNATIONAL DEPOSITS 中信銀行(國際)存款	8.05%
WING HANG BANK DEPOSITS 華僑永亨銀行存款	7.52%
CHONG HING BANK DEPOSITS 創興銀行存款	6.74%
DBS BANK DEPOSITS 星展銀行(香港)存款	5.53%

- 市場繼續關注中美貿易談判進展，3月份人民幣兌美元呈區間上落。
- 3月份港元兌美元繼續於匯率區間的上方徘徊，曾觸及7.75水平。

BEA (MPF) Long Term Guaranteed Fund^{6*}

東亞(強積金)保證基金^{6*}

Investment Objective 投資目標

To provide a competitive, long term total rate of return, while also providing a minimum guaranteed average annual return over the career of the Member.
為成員提供具競爭力及長線回報，並同時提供最低限度的平均回報率保證。

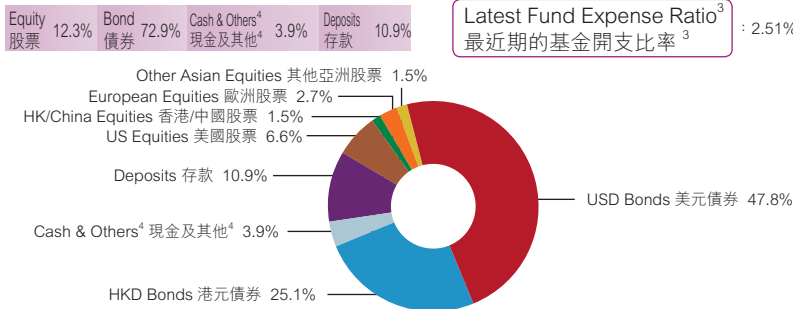
Fund Information 基金資料

Fund Size 基金資產值：725.35
Million (HK\$) 百萬(港元)
Launch Date 推出日期：1/12/2000
NAV per unit (HK\$) 每單位資產淨值(港元)：13.0768

Fund Descriptor 基金類型描述

Guaranteed Fund — guarantee payable conditionally⁶
保證基金 — 有條件地給付保證⁶

Portfolio Allocation¹¹ 投資組合分佈¹¹



Latest Fund Expense Ratio³
最近期的基金開支比率³：2.51%

Commentary 評論

- Macro-economic data recovered at the margin. Our provisional global manufacturing Purchasing Managers' Index ("PMI") moved up as US and Chinese PMIs compensated for the weakness in Germany. Our leading indicator for global industrial production continued to signal below trend growth but showed signs of bottoming out. Economic surprises turned slightly positive, though the beat was of low quality.
- Dovish central banks, particularly the Federal Reserve ("Fed") and European Central Bank ("ECB") pushed yields lower across the board. 27 countries saw lower yields, just 2 higher. Credit spreads were stable. Sovereigns outperformed spread products.
- Equities grinded higher despite sluggish growth. Significantly easier financial conditions helped as both the Fed and ECB turned distinctly dovish to add to growth initiatives in China through monetary and fiscal support. The bottom-up earnings environment showed signs of stabilizing, despite a rather weak reporting season (the fourth quarter of 2018). The earnings revision ratios even ticked up though downgrades still exceeded upgrades.

* Source from Principal Insurance Company (Hong Kong) Limited. * 資料由美國信安保險有限公司提供。

Fund Risk Indicators¹ 基金風險標記¹

Annualised Standard Deviation 年度標準差：1.78%

Fund Performance Information^{2a} 基金表現資料^{2a}

Annualised Return 年度回報				
1 Year 1年	3 Years 3年	5 Years 5年	10 Years 10年	Since Launch 自成立起
0.85%	0.51%	0.56%	3.34%	1.47%

Cumulative Return 累積回報				
1 Year 1年	3 Years 3年	5 Years 5年	10 Years 10年	Since Launch 自成立起
0.85%	1.53%	2.85%	38.86%	30.77%

Calendar Year Return ^{2b} 曆年回報 ^{2b}								
2011	2012	2013	2014	2015	2016	2017	2018	Year to Date 年初至今
0.56%	6.23%	-0.43%	1.78%	-0.94%	-0.49%	3.69%	-3.99%	3.50%

Top 10 Portfolio Holdings 投資組合內十大資產

HONG KONG GOVERNMENT BOND PROGRAMME	1.1%	1.06%
HONG KONG GOVERNMENT BOND PROGRAMME	1.68%	0.83%
FIRST REPUBLIC BANK	2.5%	0.80%
SYNCHRONY BANK	3%	0.77%
HK SCIENCE & TECH PARKS	3.2%	0.74%
BANK OF AMERICA CORP-VAR		0.73%
ROYAL BANK OF SCOTLAND GRP PLC	5.125%	0.73%
MUFG BANK LTD/HONG KONG	3.01%	0.69%
ZB NATIONAL ASSOCIATION	3.5%	0.68%
AMERICAN INTERNATIONAL GROUP INC	3.9%	0.67%

- 宏觀經濟數據進一步改善。我們的暫行全球製造業採購經理指數錄得升幅，皆因雖然德國疲弱，但美國及中國採購經理指數上行足以抵消。我們的全球工業生產主要指標仍顯示增長低於趨勢水平，但已呈現見底跡象。經濟驚喜輕微向上，但超出預期的幅度偏低。
- 各國央行均持鴿派取向，特別是聯儲局和歐洲央行更將加息全面壓低。全球共有 27 個國家的加息下調，只有兩國上升。信貸息差保持平穩，主權債券表現領先息差產品。
- 儘管增長放緩，但股市期內攀升。隨著金融環境變得寬鬆，聯儲局及歐洲央行的態度明顯轉溫和，此外中國亦提供貨幣及財政支持，推行刺激增長的措施。最新公佈的季度業績（2018 年第四季）相當疲弱，然而由下而上的盈利環境已漸趨平穩，盈利修訂比率更錄得升幅，但向下修訂仍仍比向上修訂多。

BEA (MPF) Conservative Fund ("MPF Conservative Fund") does not provide any guarantee of the repayment of capital. Investment in MPF Conservative Fund is not equivalent to placing funds on deposit with a bank or deposit-taking company. MPF Conservative Fund is not subject to the supervision of the Hong Kong Monetary Authority.
東亞(強積金)保守基金(「強積金保守基金」)並不提供任何退還資本的保證。投資於強積金保守基金並不等於將資金存放於銀行或接受存款公司。強積金保守基金並不受香港金融管理局監管。

BEA (MPF) Conservative Fund⁷

東亞(強積金)保守基金⁷

Investment Objective 投資目標

To achieve a minimum rate of return while maintaining stability of the principal amount invested.
在維持投資本金穩定性之同時，尋求一定之回報率。

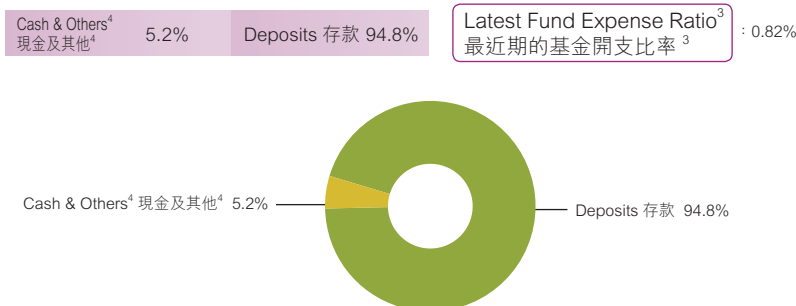
Fund Information 基金資料

Fund Size 基金資產值：1,473.99
Million (HK\$) 百萬(港元)
Launch Date 推出日期：1/12/2000
NAV per unit (HK\$) 每單位資產淨值(港元)：14.0054

Fund Descriptor 基金類型描述

Money Market Fund — Hong Kong
貨幣市場基金 — 香港

Portfolio Allocation¹¹ 投資組合分佈¹¹



Latest Fund Expense Ratio³
最近期的基金開支比率³：0.82%

Commentary 評論

- Hong Kong's official foreign currency reserve assets amounted to US\$437.9 billion at the end of March 2019.
- Inflation in Hong Kong decreased during the quarter, with composite headline CPI inflation dropping to 2.1% in March 2019, down from 2.5% in December 2018.
- The Hong Kong dollar is expected to remain weak and trade at the upper bound of the trading band against the U.S. dollar going forward.

Fund Risk Indicators¹ 基金風險標記¹

Annualised Standard Deviation 年度標準差：0.13%

Fund Performance Information^{2a} 基金表現資料^{2a}

Annualised Return 年度回報				
1 Year 1年	3 Years 3年	5 Years 5年	10 Years 10年	Since Launch 自成立起
This Fund 本基金 0.95%	0.49%	0.46%	0.42%	1.40%
PSR ⁸	0.07%	0.03%	0.02%	0.44%

Cumulative Return 累積回報				
1 Year 1年	3 Years 3年	5 Years 5年	10 Years 10年	Since Launch 自成立起
This Fund 本基金 0.95%	1.47%	2.32%	4.31%	29.02%
PSR ⁸	0.07%	0.08%	0.09%	8.48%

Calendar Year Return ^{2b} 曆年回報 ^{2b}								
2011	2012	2013	2014	2015	2016	2017	2018	Year to Date 年初至今
This Fund 本基金 0.05%	0.31%	0.12%	0.33%	0.09%	0.04%	0.15%	0.75%	0.28%
PSR ⁸	0.01%	0.01%	0.01%	0.01%	0.01%	0.01%	0.04%	0.03%

Top 10 Portfolio Holdings 投資組合內十大資產

SUMITOMO MITSUI BANKING CORPORATION DEPOSITS	三井住友銀行存款	8.93%
CHINA CONSTRUCTION BANK DEPOSITS	中國建設銀行存款	8.89%
CHONG HING BANK DEPOSITS	創興銀行存款	8.88%
ICBC (ASIA) DEPOSITS	中國工商銀行(亞洲)存款	8.68%
WING HANG BANK DEPOSITS	華僑永亨銀行存款	8.54%
CHINA CITIC BANK INTERNATIONAL DEPOSITS	中信銀行(國際)存款	8.36%
DBS BANK DEPOSITS	星展銀行存款	8.25%
WING LUNG BANK DEPOSITS	招商永隆銀行存款	8.02%
MITSUBISHI BANK DEPOSITS	三菱銀行存款	7.85%
FUBON BANK DEPOSITS	富邦銀行(香港)存款	7.60%

- 截至 2019 年 3 月底，香港的官方外匯儲備金額為 4,379 億美元。
- 香港綜合消費物價指數於季內下跌，由 2018 年 12 月的 2.5% 降至 2019 年 3 月的 2.1%。
- 我們預期港元兌美元匯價將繼續偏軟，未來將繼續於匯率區間的上行徘徊。

BEA (MPF) Core Accumulation Fund⁹

東亞(強積金)核心累積基金⁹

Investment Objective 投資目標

To provide capital growth to members by investing in a globally diversified manner.
透過環球分散投資，為成員實現資本增長。

Fund Information 基金資料

Fund Size 基金資產值：149.88
Million (HK\$) 百萬(港元)
Launch Date 推出日期：1/4/2017
NAV per unit (HK\$) 每單位資產淨值(港元)：11.2356

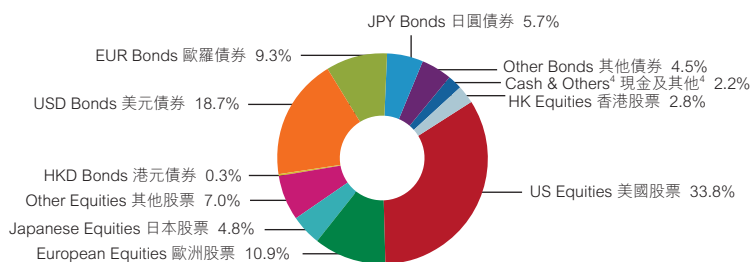
Fund Descriptor 基金類型描述

Mixed Assets Fund — Global — Maximum 65% in higher risk assets (such as global equities)
混合資產基金 — 環球 — 最多 65% 於風險較高的投資產品 (例如環球股票)

Portfolio Allocation¹¹ 投資組合分佈¹¹

Equity 股票 59.3% Bond 債券 38.5% Cash & Others⁴ 現金及其他⁴ 2.2%

Latest Fund Expense Ratio³ 最近期的基金開支比率³ : 0.78%



Commentary 評論

- Global markets continued their rebound in March, with virtually all asset classes and major indices posting strong gains.
- In the U.S., manufacturing data remained expansionary and labour market data was robust. The market expects monetary policy to change from tightening to accommodative again that it underpinned March return.
- Despite sluggish economic data being reported in Europe and the European Central Bank ("ECB") trimmed its growth and inflation forecast, market sentiment was supported by ECB's easing signal. European equity market up slightly in March, while partly offset by the depreciation in euro.
- China's onshore and offshore equity markets continued to rally in March. This is mainly driven by positive developments in the U.S.-China negotiations and favourable global liquidity environment.
- We expect the economic data of the U.S., Eurozone and China will continue to add volatility to markets and affect the overall risk sentiment.

Reason(s) for Material Difference between the Annualised Return and Reference Portfolio¹⁰: N/A

Fund Risk Indicators¹ 基金風險標記¹

Annualised Standard Deviation 年度標準差：N/A 不適用

Fund Performance Information^{2a} 基金表現資料^{2a}

Annualised Return 年度回報						
	1 Year 1年	3 Years 3年	5 Years 5年	10 Years 10年	Since Launch 自成立起	
This Fund 本基金 (a)	2.20%	N/A 不適用	N/A 不適用	N/A 不適用	6.01%	
Reference Portfolio 參考投資組合 (b)	2.04%	N/A 不適用	N/A 不適用	N/A 不適用	5.63%	
Difference ¹⁰ 差異 ¹⁰ (a) - (b) (percentage points 百分點)	0.16%	N/A 不適用	N/A 不適用	N/A 不適用	0.38%	

Cumulative Return 累積回報						
	1 Year 1年	3 Years 3年	5 Years 5年	10 Years 10年	Since Launch 自成立起	
This Fund 本基金	2.20%	N/A 不適用	N/A 不適用	N/A 不適用	12.36%	
Reference Portfolio 參考投資組合	2.04%	N/A 不適用	N/A 不適用	N/A 不適用	14.66%	

Calendar Year Return ^{2b} 曆年回報 ^{2b}									
	2011	2012	2013	2014	2015	2016	2017	2018	Year to Date 年初至今
This Fund 本基金	N/A 不適用	N/A 不適用	N/A 不適用	N/A 不適用	N/A 不適用	N/A 不適用	9.72	-4.80%	7.57%
Reference Portfolio 參考投資組合	N/A 不適用	N/A 不適用	N/A 不適用	N/A 不適用	N/A 不適用	N/A 不適用	9.74	-5.79%	7.91%

Top 10 Portfolio Holdings 投資組合內十大資產

MICROSOFT CORP	1.57%
US TREASURY BILL 2.88% 15/08/2028	1.03%
FRENCH REPUBLIC GOVERNMENT BOND OAT 2.00% 25/05/2048	1.01%
APPLE INC	0.99%
BUNDESREPUBLIK DEUTSCHLAND BUNDESANLEIHE 0.25% 15/08/2028	0.94%
FACEBOOK INC	0.93%
ALPHABET A	0.92%
JPMORGAN CHASE & CO	0.88%
CISCO SYSTEMS INC	0.81%
BUNDESREPUBLIK DEUTSCHLAND BUNDESANLEIHE 1.25% 15/08/2048	0.81%

- 3月份環球市場繼續反彈，幾乎所有資產類別及主要指數皆顯著上升。
- 美國方面，製造業數據持續擴張，勞工市場數據強勁。繼聯儲局發表鴿派言論之後，市場預期貨幣政策由收緊轉為適中。
- 儘管歐洲經濟數據仍然疲弱及歐洲中央銀行下調增長及通脹預測，但市場氣氛受到歐洲央行的寬鬆訊號支持。歐洲股市3月份輕微向上，部份升幅受到歐元貶值所抵銷。
- 中國在岸及離岸股市3月份表現繼續強勁，主要原因是中美貿易談判進展理想，以及環球市場流動性充裕。
- 我們預期美國、歐元區及中國的經濟數據會繼續加劇市場的波動性，並對整體的風險情緒帶來影響。

年度回報與參考投資組合的重大差異理由¹⁰：不適用

BEA (MPF) Age 65 Plus Fund⁹

東亞(強積金)65歲後基金⁹

Investment Objective 投資目標

To provide capital growth to members by investing in a globally diversified manner.
透過環球分散投資，為成員實現資本增長。

Fund Information 基金資料

Fund Size 基金資產值：62.54
Million (HK\$) 百萬(港元)
Launch Date 推出日期：1/4/2017
NAV per unit (HK\$) 每單位資產淨值(港元)：10.7242

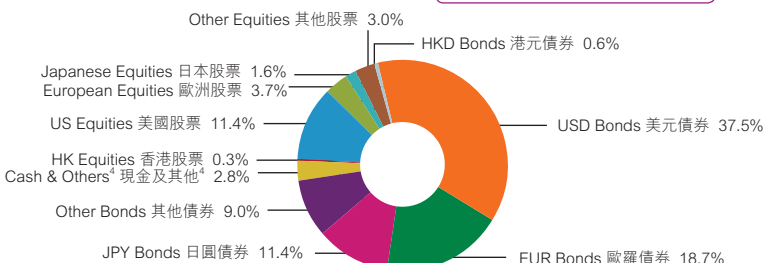
Fund Descriptor 基金類型描述

Mixed Assets Fund — Global — Maximum 25% in higher risk assets (such as global equities)
混合資產基金 — 環球 — 最多 25% 於風險較高的投資產品 (例如環球股票)

Portfolio Allocation¹¹ 投資組合分佈¹¹

Equity 股票 20.0% Bond 債券 77.2% Cash & Others⁴ 現金及其他⁴ 2.8%

Latest Fund Expense Ratio³ 最近期的基金開支比率³ : 0.80%



Commentary 評論

- Global markets continued their rebound in March, with virtually all asset classes and major indices posting strong gains.
- In the U.S., manufacturing data remained expansionary and labour market data was robust. The market expects monetary policy to change from tightening to accommodative again that it underpinned March return.
- Despite sluggish economic data being reported in Europe and the European Central Bank ("ECB") trimmed its growth and inflation forecast, market sentiment was supported by ECB's easing signal. European equity market up slightly in March, while partly offset by the depreciation in euro.
- China's onshore and offshore equity markets continued to rally in March. This is mainly driven by positive developments in the U.S.-China negotiations and favourable global liquidity environment.
- We expect the economic data of the U.S., Eurozone and China will continue to add volatility to markets and affect the overall risk sentiment.

Reason(s) for Material Difference between the Annualised Return and Reference Portfolio¹⁰: N/A

Fund Risk Indicators¹ 基金風險標記¹

Annualised Standard Deviation 年度標準差：N/A 不適用

Fund Performance Information^{2a} 基金表現資料^{2a}

Annualised Return 年度回報						
	1 Year 1年	3 Years 3年	5 Years 5年	10 Years 10年	Since Launch 自成立起	
This Fund 本基金 (a)	2.68%	N/A 不適用	N/A 不適用	N/A 不適用	3.56%	
Reference Portfolio 參考投資組合 (b)	2.48%	N/A 不適用	N/A 不適用	N/A 不適用	3.06%	
Difference ¹⁰ 差異 ¹⁰ (a) - (b) (percentage points 百分點)	0.20%	N/A 不適用	N/A 不適用	N/A 不適用	0.50%	

Cumulative Return 累積回報						
	1 Year 1年	3 Years 3年	5 Years 5年	10 Years 10年	Since Launch 自成立起	
This Fund 本基金	2.68%	N/A 不適用	N/A 不適用	N/A 不適用	7.24%	
Reference Portfolio 參考投資組合	2.48%	N/A 不適用	N/A 不適用	N/A 不適用	9.41%	

Calendar Year Return ^{2b} 曆年回報 ^{2b}									
	2011	2012	2013	2014	2015	2016	2017	2018	Year to Date 年初至今
This Fund 本基金	N/A 不適用	N/A 不適用	N/A 不適用	N/A 不適用	N/A 不適用	N/A 不適用	4.15	-1.14%	4.16%
Reference Portfolio 參考投資組合	N/A 不適用	N/A 不適用	N/A 不適用	N/A 不適用	N/A 不適用	N/A 不適用	3.69	-1.55%	4.04%

Top 10 Portfolio Holdings 投資組合內十大資產

US TREASURY BILL 0.88% 15/08/2028	2.06%
FRENCH REPUBLIC GOVERNMENT BOND OAT 2.00% 25/05/2048	2.01%
BUNDESREPUBLIK DEUTSCHLAND BUNDESANLEIHE 0.25% 15/08/2028	1.89%
BUNDESREPUBLIK DEUTSCHLAND BUNDESANLEIHE 1.25% 15/08/2048	1.63%
US TREASURY BILL 3.00% 15/08/2048	1.57%
AUSTRALIA GOVERNMENT BOND 3.25% 21/04/2029	1.23%
UNITED KINGDOM GILT 1.50% 22/07/2047	1.20%
US TREASURY BILL 3.38% 15/11/2048	1.18%
JAPAN GOVERNMENT THIRTY YEAR BOND 0.90% 20/09/2048	1.10%
JAPAN GOVERNMENT TWENTY YEAR BOND 1.00% 20/12/2035	1.07%

- 3月份環球市場繼續反彈，幾乎所有資產類別及主要指數皆顯著上升。
- 美國方面，製造業數據持續擴張，勞工市場數據強勁。繼聯儲局發表鴿派言論之後，市場預期貨幣政策由收緊轉為適中。
- 儘管歐洲經濟數據仍然疲弱及歐洲中央銀行下調增長及通脹預測，但市場氣氛受到歐洲央行的寬鬆訊號支持。歐洲股市3月份輕微向上，部份升幅受到歐元貶值所抵銷。
- 中國在岸及離岸股市3月份表現繼續強勁，主要原因是中美貿易談判進展理想，以及環球市場流動性充裕。
- 我們預期美國、歐元區及中國的經濟數據會繼續加劇市場的波動性，並對整體的風險情緒帶來影響。

年度回報與參考投資組合的重大差異理由¹⁰：不適用

Remarks 附註

Sponsor : The Bank of East Asia, Limited Issuer : Bank of East Asia (Trustees) Limited
保薦人 : 東亞銀行有限公司 發行人 : 東亞銀行 (信託) 有限公司
Source : BEA Union Investment Management Limited, Bank of East Asia (Trustees) Limited and Lipper
資料來源 : 東亞聯豐投資管理有限公司、東亞銀行 (信託) 有限公司及理柏

- The fund risk indicator shows the annualised standard deviation based on the monthly rates of return of the fund over the past 3 years to the reporting date of this Fund Fact Sheet. 基金風險標記是以年度標準差表示，數據是根據截至該基金概覽匯報日，過往3年之按月回報率計算。
- Performance information of the constituent funds will be presented only if they have investment track records of not less than 6 months. 成分基金必須有最少6個月的投資往績紀錄，方會呈列業績表現資料。
- If the fund performance is less than 1 year, the calendar year return will be calculated from the launch date to that calendar year-end. 如基金表現少於1年，該基金曆年回報會以推出日至該曆年年底計算。
- The Fund Expense Ratio ("FER") is up to 31st March, 2018. It is not necessary to show a FER for a constituent fund where the period between the reporting date of the fund fact sheet and the inception date for the fund is less than 2 years. 基金開支比率截至2018年3月31日。如成分基金的基金概覽匯報日與基金的成立日期相隔不足兩年，則無須提供該基金的基金開支比率。
- The term "cash and others" should be used to denote cash at call, and operating items such as account payables and account receivables (where relevant). 「現金及其他」一詞應指通知現金，及類似應付款項和應收款項的營運項目（如適用）。
- This constituent fund is denominated in HKD only and not in RMB. Its investment in RMB deposits and RMB debt instruments will be subject to additional currency risks. In particular, RMB is currently not a freely convertible currency and is subject to foreign exchange controls and repatriation restrictions imposed by the Chinese government. Also, its investment in offshore RMB debt securities will be subject to additional market / liquidity risks. There is currently no active secondary market for offshore RMB debt securities and therefore, this constituent fund may need to hold investments until maturity date of such offshore RMB debt securities. In addition, although the issuance of offshore RMB debt securities has increased substantially in recent years, supply still lags the demand for offshore RMB debt securities. As a result, new issues of offshore RMB debt securities are usually oversubscribed and may be priced higher than and / or trade with a lower yield than equivalent onshore RMB debt securities. Currently, most of the offshore RMB debt securities available in the market may not meet the requirements under Schedule 1 to the Mandatory Provident Fund Schemes (General) Regulation and therefore, the offshore RMB debts securities available for investment by this constituent fund may be limited which may result in concentration of credit risk.
此成分基金只以港幣及非以人民幣計值，其於人民幣存款及人民幣債務投資工具的投資，將須承受額外的貨幣風險。尤其是，人民幣目前並非自由可兌換的貨幣，須受制於中國政府所施加的外匯管制及資金調限制。另外，其於離岸人民幣債務證券的投資將須承受額外市場 / 流動性風險。目前，由於離岸人民幣債務證券並無活躍的二級市場，此成分基金可能需要持有投資直至到期日。此外，儘管離岸人民幣債務證券的發行近年來已大幅增加，惟離岸人民幣債務證券的供應仍落後於需求。因此，新發行的離岸人民幣債務證券一般出現超額認購，而相比同等的非離岸人民幣債務證券，新發行的離岸人民幣債務證券訂價可能較高及 / 或以較低收益率買賣。目前，市場上可提供的離岸人民幣債務證券大多數可能不符合《強制性公積金計劃（一般）規例》附表1所載的規定，因此，此成分基金可投資的離岸人民幣債務證券可能有限，或會導致信貸風險集中。
- BEA (MPF) Long Term Guaranteed Fund invests solely in an approved pooled investment fund (the "Underlying Fund") in a form of insurance policy provided by Principal Insurance Company (Hong Kong) Limited (the "Guarantor"). The Guarantor offers the guarantee of capital and guaranteed rate of return for the Underlying Fund. The guaranteed rate of return for contributions made to the Underlying Fund after 30th September, 2004 was revised. The revised guarantee rate would be the "new applicable rate", which is currently set at 1% p.a. The guaranteed rate of return for contributions made to the Underlying Fund on or before 30th September, 2004 remains unchanged (5% p.a.). The guarantee of capital and the prescribed guarantee rate of return will only be offered if the contributions invested in the Underlying Fund (through the BEA (MPF) Long Term Guaranteed Fund) are withdrawn upon the occurrence of a "qualifying event", which is the receipt by the Guarantor of a valid claim of the accrued benefits of the member upon satisfying any of the following conditions: (a) Attainment of the normal retirement age or retirement at or after the early retirement age but before the normal retirement age; (b) Total incapacity; (c) Death; (d) Permanent departure from Hong Kong; (e) Claim of "small balance"; (f) Termination of the member's employment and the continuous period for which the member has been investing in the Underlying Fund (through the BEA (MPF) Long Term Guaranteed Fund) up to and including the last date of his employment ("qualifying period") is at least 36 complete months. (This only applies if the member is employed in a company participating in the Master Trust). Such qualifying period is determined at the scheme account level. The qualifying period may also be reset to zero if the member (or his personal representative) effects a redemption, switching out or withdrawal of investments from the BEA (MPF) Long Term Guaranteed Fund other than upon the occurrence of a qualifying event. For the avoidance of doubt, condition (f) does not apply to self-employed persons, personal account holders, Special Voluntary Contribution Account Members or Tax Deductible Voluntary Contribution Account holders; (g) Terminal illness. The conditions (a) to (e), and (g) apply to employee members, self-employed persons, personal account holders, Special Voluntary Contribution Account Members and Tax Deductible Voluntary Contribution Account holders. If a redemption, switching out or withdrawal of the units of the fund is effected other than the occurrence of a qualifying event as stated above, the guarantee will be affected. Special terms and conditions apply regarding how the guarantee operates. Please refer to the Appendix 1 of the Explanatory Memorandum for details of the credit risk, guarantee features and guarantee conditions of this constituent fund.
東亞（強積金）保證基金完全投資於由美國信安保險有限公司（「保證人」）以保險單形式提供保證的核准匯集投資基金（「基礎基金」）。保證人提供基礎基金的資本及回報率保證的擔保。在2004年9月30日之後，投資於基礎基金的供款所獲得的保證回報率已作出修訂。經修訂的保證率為「新適用率」，新適用率目前定為每年1%。於2004年9月30日或該日之前投入基礎基金的供款額所獲得的保證回報率維持不變（即每年5%）。本金和訂明的回報率保證只有在發生「符合規定事項」後，如提取（透過東亞（強積金）保證基金）投資於基礎基金的供款時方會提供。發生符合規定事項，是指在符合下述任何條件的情況下，保證人收到由成員就其在本集成信託中的累算權益提出的有效申索：（a）達到正常退休年齡，或在提早退休年齡退休，或在提早退休年齡後但在正常退休年齡前退休；（b）完全喪失行為能力；（c）死亡；（d）永久性離開香港；（e）申索「小額結算」；（f）成員終止受僱，而且成員持續（透過東亞（強積金）保證基金）投資於基礎基金的期間（直至並包括其受僱的最後1日）（「符合規定期間」）須至少為36個整月。（此要求只適用於經由參與本集成信託公司所僱用的成員。）該符合規定期間是按計劃帳戶的層面釐定。若成員（或其遺產代理人）在並非發生符合規定事項的情況下對東亞（強積金）保證基金進行贖回、轉換或提取基金單位，則該成員的符合規定期間也可能被重訂為零。為免生疑問，條件（f）並不適用於自僱人士、個人帳戶持有人、特別自願性供款帳戶成員或可扣稅自願性供款帳戶持有人；（g）罹患末期疾病。（a）至（e）、及（g）項條件適用於僱員成員、自僱人士、個人帳戶持有人、特別自願性供款帳戶成員及可扣稅自願性供款帳戶持有人。倘若在並非發生上述符合規定事項的情況下贖回、轉換或提取基金單位，保證將受影響。特定的條款及情況適用於保證運作。有關此項成分基金的信貸風險、保證特點及保證條件，請參閱說明書附件1。
- Fees and charges of MPF conservative fund can be deducted from either (i) the assets of the fund or (ii) members' account by way of unit deduction. BEA (MPF) Conservative Fund uses method (ii) and, therefore, unit prices, net asset value and fund performance quoted (except for the fund performance figures quoted in a fund fact sheet) do not reflect the impact of fees and charges.
強積金保守基金的收費可（一）透過扣除資產淨值收取；或（二）透過扣除成員賬戶中的單位收取。東亞（強積金）保守基金採用方式（二）收費，故所列之基金單位價格、資產淨值及基金表現（基金概覽所列的基金表現數字除外）並未反映收費的影響。
- Prescribed savings rate is a rate prescribed by the Mandatory Provident Fund Schemes Authority monthly. The prescribed savings rate is the simple average of the interest rates offered by the three note-issuing banks in Hong Kong on Hong Kong dollar savings account with deposit amount of \$120,000.
計明儲蓄利率指強制性公積金計劃管理局每月定期公佈的利率。該利率是三家香港的發鈔銀行港幣儲蓄戶口12萬元存款的利率水平之平均數。
- Default Investment Strategy ("DIS") is a ready-made investment arrangement mainly designed for those MPF scheme members who are not interested or do not wish to make an investment choice, and is also available as an investment choice itself, for members who find it suitable for their own circumstances. Members who do not wish to choose an investment option do not have to do so. For those members who do not make an investment choice, their future contributions and accrued benefits transferred from another MPF scheme will be invested in accordance with the DIS.
DIS is not a fund – it is a strategy that uses two constituent funds, i.e. the BEA (MPF) Core Accumulation Fund (the "Core Accumulation Fund") and BEA (MPF) Age 65 Plus Fund (the "Age 65 Plus Fund") to automatically reduce the risk exposure as the member approaches retirement age. Core Accumulation Fund will invest around 60% in higher risk assets (higher risk assets generally means equities or similar investments) whereas the Age 65 Plus Fund will invest around 20% in higher risk assets. Switching of the existing accrued benefits among Core Accumulation Fund and Age 65 Plus Fund will be automatically carried out each year on a member's birthday from the age of 50 to 64 and according to the allocation percentages as shown in the DIS de-risking table.
To invest in DIS, member's instruction must be an instruction to invest 100% of: (A) existing accrued benefits and/or (B) future contributions and accrued benefits transferred from another scheme in the DIS.
De-risking mechanism will not apply where the member chooses these constituent funds as standalone investments (rather than as part of the DIS). However, the funds with same name under DIS and non-DIS have the same unit prices.
For further details, including the product features, de-risking mechanism and table, fees and charges, investment rules and procedures, and the risk factors involved, please refer to the Explanatory Memorandum of the BEA (MPF) Master Trust Scheme.
預設投資策略是一項主要為無意或不希望作出投資選擇的強積金計劃成員而設的現成投資安排。成員若認為預設投資策略適合自身情況，亦可把預設投資策略作為投資選擇。成員如不想作出投資選擇，可無須這樣做。對於沒有作出投資選擇的成員，其未來供款及從其他強積金計劃轉移之累算權益將根據預設投資策略投資。
預設投資策略並非基金，而是一種透過使用2個成分基金，即東亞（強積金）核心累積基金（「核心累積基金」）及東亞（強積金）65歲後基金（「65歲後基金」），自動在成員逐步達到退休年齡的不同時候降低風險的策略。核心累積基金將其資產淨值中約60%投資於風險較高的投資產品（風險較高的投資產品一般指股票或類似的投資項目），而65歲後基金則將投資約20%於風險較高的投資產品。核心累積基金及65歲後基金之間的現有累算權益轉換將於成員50歲至64歲期間每年生日當日，根據預設投資策略風險降低表中載明之分配比率自動進行。
如投資於預設投資策略，成員的指示必須就以下部分作出全數投資：（A）現有累算權益和/或（B）未來供款及從其他計劃轉移之累算權益。
風險降低機制並不適用於主動選擇此等成分基金作為獨立投資（而非作為預設投資策略的一部份）的成員。然而，預設投資策略與非預設投資策略的同名基金，其單位價格相同。有關詳情，包括產品特點、風險降低機制及列表、收費、投資規則與程序，及所涉及的風險因素，請參閱東亞（強積金）集成信託計劃的說明書。

10 For the Core Accumulation Fund and Age 65 Plus Fund, a brief explanation should be provided for any material difference between their returns and that of the relevant recognised reference portfolio over any period of 1, 5, 10 years and since launch as constituent funds of the DIS. Material difference means a difference in annualised performance of a constituent fund of the DIS that exceeds (i) 2.5 percentage points either side of the annualised performance of the recognised reference portfolio where the reporting date of the fund fact sheet falls on or before 30th June, 2019; and (ii) 2.0 percentage points either side of the annualised performance of the recognised reference portfolio where the reporting date of the fund fact sheet falls after 30th June, 2019.

就核心累積基金及65歲後基金而言，如基金與相關的獲認可參考投資組合在1年期、5年期、10年期及自推出成為預設投資策略成分基金以來任何一段期間的回報有任何重大差異，須簡述差異理由。就此：(i) 如基金概覽的匯報日為2019年6月30日或之前，重大差異指某預設投資策略成分基金的年化表現，高於或低於獲認可參考投資組合年化表現，而兩者的差距超過2.5個百分點；及(ii) 如基金概覽的匯報日為2019年6月30日之後，重大差異指某預設投資策略成分基金的年化表現，高於或低於獲認可參考投資組合年化表現，而兩者的差距超過2.0個百分點。

11 Due to rounding, the total allocation may not add up to exactly 100%.

由於四捨五入關係，分佈的總數可能不等於100%。

The Fund Fact Sheet is published on a quarterly basis. Members can obtain quarterly Fund Fact Sheet by visiting www.hkbea.com or by calling the BEA (MPF) Hotline (Operated by Bank of East Asia (Trustees) Limited).

基金概覽會定期以季度形式出版。成員可登入東亞銀行網頁www.hkbea.com下載或致電東亞（強積金）熱線（由東亞銀行（信託）有限公司運作）索取每季基金概覽。

Fund performance is calculated in HK\$ on NAV to NAV basis, with dividends reinvested.

基金表現是以港元為計算單位，按資產淨值作為比較基礎，而再投資的股息亦計算在內。

You may, at any time and without charge, request Bank of East Asia (Trustees) Limited ("BEA Trustees") to stop using your personal data for direct marketing purposes. To do so, please send an email to BEAMPF@hkbea.com, or send a written request to BEA Trustees' Individual Data Protection Officer by post to 32nd Floor, BEA Tower, Millennium City 5, 418 Kwun Tong Road, Kowloon, Hong Kong.

你可隨時要求東亞銀行（信託）有限公司（「東亞信託」）停止使用你的個人資料於直接促銷用途，而無須支付任何費用。如你欲提出此要求，請電郵至BEAMPF@hkbea.com，或致函東亞信託個人資料保障主任（地址：香港九龍觀塘道418號創紀之城五期東亞銀行中心32樓），東亞信託會隨即跟進你的要求。

BEA · Fulfilling all your MPF needs
你想的強積金 · 盡在東亞銀行

BEA (MPF) Hotline
東亞（強積金）熱線 **2211 1777**

(Operated by Bank of East Asia (Trustees) Limited)
(由東亞銀行（信託）有限公司運作)

www.hkbea.com



BEA App

