

Corporate Cyberbanking

One-time Password (“OTP”) Registration for Existing Signers

Two-factor authentication by using OTP, which will be sent to Signer’s mobile phone number, is required when Signers sign designated transactions in Corporate Cyberbanking (“CCB”).

Two steps are required to register a Signer’s mobile phone number for OTPs:

- System Administrator enters Signer’s mobile phone number
- Signer confirms the mobile phone number is correct

➤ Registration of Signer’s Mobile Phone Number – System Administrator

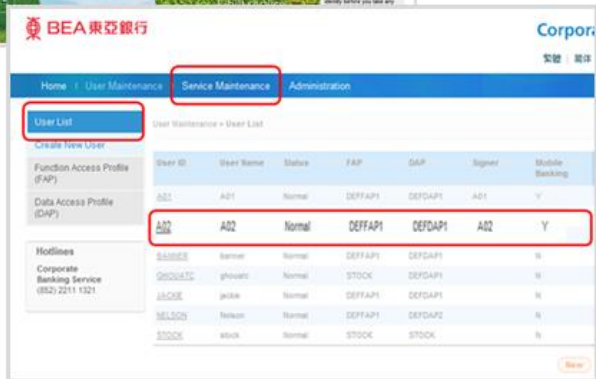
1. Log in to Corporate Cyberbanking



2. Select

- Service Maintenance
- User List
- User ID (Signer)

to register Signer’s mobile phone number



3. Select **Edit**

User ID	402
User Name	402
Status	Normal
Type	Signer
FAP	Default Manager Full Func
DAP	All Reporting and Transaction
Sign and Send	Enable
Mobile Phone No.	Country Code Phone Number
SWG Language	English
SEA Identity Message	Yes
Email Address	zhengyong@nokia.com
Internal Login	Enable
Created By	SYSDMT Ok 11 DEC 2012 17:58:18 WIT
Modified By	Ok

4. Update "Mobile Phone Number" and click **Proceed**

User ID	402
User Name	402
Status	Normal
Type	<input type="radio"/> Normal <input checked="" type="radio"/> Signer
FAP	Default Manager Full Func
DAP	Full Control
Mobile Phone No.*	Country Code (852) Phone Number 12345678
SWG Language*	English
SEA Identity Message*	Yes
Email Address*	zhengyong@nokia.com
Internal Login	<input checked="" type="checkbox"/> Enable <input type="checkbox"/> Disable
Mobile Signing	Available
Mobile Login	<input checked="" type="checkbox"/> Enable <input type="checkbox"/> Disable


5. Verify the new mobile phone number and click **OK** to update Signer's mobile phone number

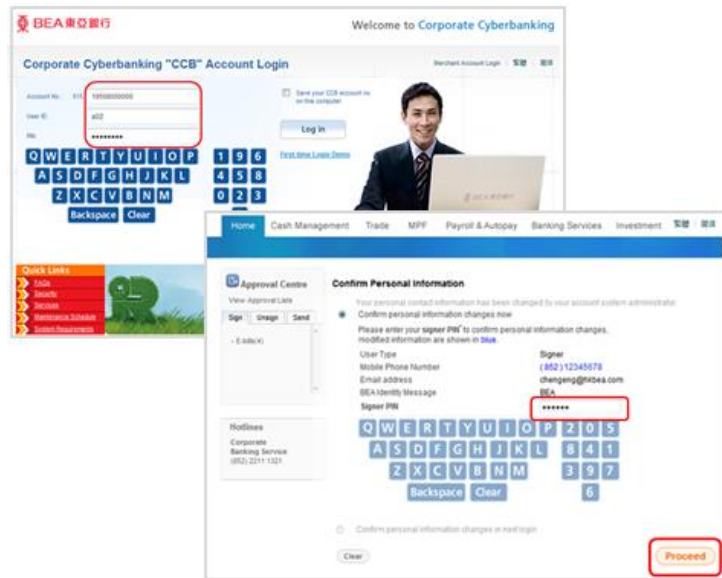
User ID	402
User Name	402
Status	Normal
Type	Signer
FAP	Default Manager Full Func
DAP	Full Control
Sign and Send	Disable
Mobile Phone No.	Country Code 852 Phone Number 12345678
SWG Language	English
SEA Identity Message	Yes
Email Address	zhengyong@nokia.com
Internal Login	Enable
Mobile Signing	Available
Mobile Login	Enable
Created By	SYSDMT Ok 11 DEC 2012 17:58:18 WIT
Modified By	Ok 20 MAY 2014 17:58:32 WIT

➤ Registration of Mobile Phone Number – Signer

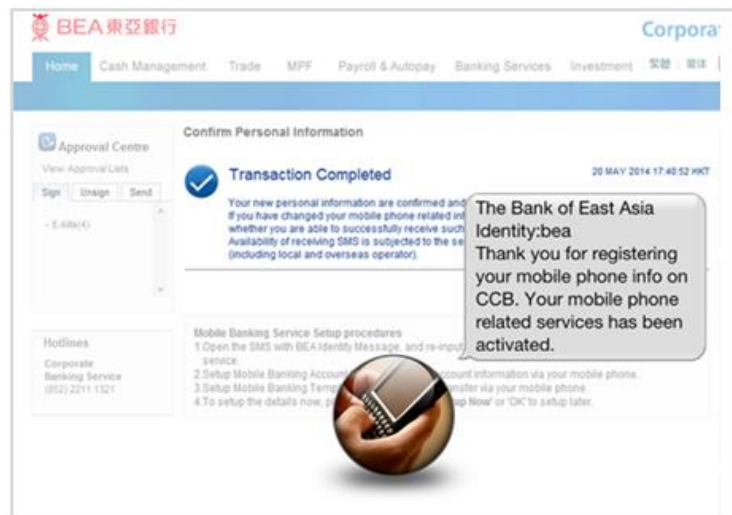


System Administrator - notify Signer to log in Corporate Cyberbanking to confirm mobile number

1. Log in to Corporate Cyberbanking
2. Enter “Signer PIN” to confirm mobile phone number is correct
 - Click 



3. Once registration is complete, an SMS will be sent to the updated mobile phone number as confirmation.



After the signer’s mobile phone number has been registered successfully, this mobile phone number will be used for receiving a OTP for two-factor authentication.