

Daily Market News 每日市場消息

Daily Market News

30th March, 2021

- The Dow Jones Industrial Average rose 98.49 points, or 0.30%, to 33,171.37, while the NASDAQ composite index fell 79.08 points, or 0.60%, to 13,059.65.
- US stocks dropped from record highs as investors weighed the potential fallout from forced block sales in the rest of Wall Street. Boeing Co. lifted the Dow Jones Industrial Average to another all-time high after the aircraft maker announced a large order.
- President Biden plans to announce that 90% of US adults will be eligible to get a Covid-19 vaccine in three weeks, and that his administration will more than double the number of pharmacies where shots are available, officials familiar with the matter said.
- Wall Street banks grappling with the implosion of Bill Hwang's investment firm spent Monday briefing US regulators as Washington starts to dig into one of the biggest fund blow-ups in years.
- BYD Co., the Chinese electric-vehicle maker in which Warren Buffett's Berkshire Hathaway holds a stake, said profit more than doubled last year thanks to a recovery in demand in the world's biggest car market.
- Oil prices climbed to the highest in almost two weeks as traders looked ahead to this week's OPEC+ meeting, with speculation mounting that renewed concerns about demand will cause the group to keep production in check.
- The US dollar lost some of its earlier gains amid improving risk sentiment as shipping traffic started moving in the Suez Canal and investors looked toward President Biden's unveiling of an infrastructure and jobs plan this week.

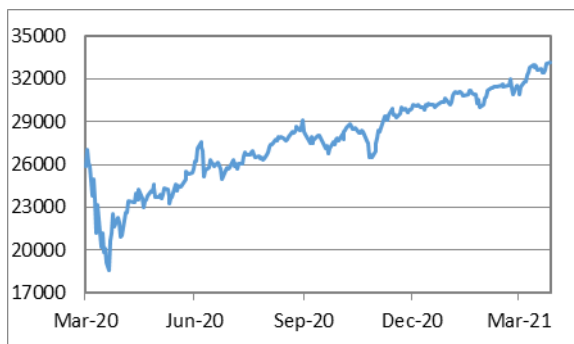
Key Economic Data

Date	Time	Country	Indicator	Period	Survey	Previous
03/30	20:00	GE	CPI (YoY)	Mar	1.7%	1.3%
03/30	22:00	US	Consumer Confidence	Mar	96.8	91.3
03/31	09:00	CN	Manufacturing PMI	Mar	51.0	50.6
03/31	14:00	UK	GDP (YoY)	Q4	-7.8%	-7.8%
03/31	20:15	US	ADP Employment Change	Mar	550K	117K
03/31	20:30	CA	GDP (MoM)	Jan	0.5%	0.1%
04/01	08:30	AU	Retail Sales (MoM)	Feb	-0.5%	-1.1%
04/01	16:30	UK	Manufacturing PMI	Mar	57.9	57.9
04/01	21:45	US	Manufacturing PMI	Mar	59.0	59.0
04/02	20:30	US	Change in Nonfarm Payrolls	Mar	643K	379K
04/02	20:30	US	Unemployment Rate	Mar	6.0%	6.2%
04/05	22:00	US	Durable Goods Orders	Feb	--	-1.1%
04/05	22:00	US	Factory Orders	Feb	-1.0%	2.6%
04/06	12:30	AU	RBA Cash Rate Target	04/06	--	0.10%
04/06	17:00	EC	Unemployment Rate	Feb	--	8.1%

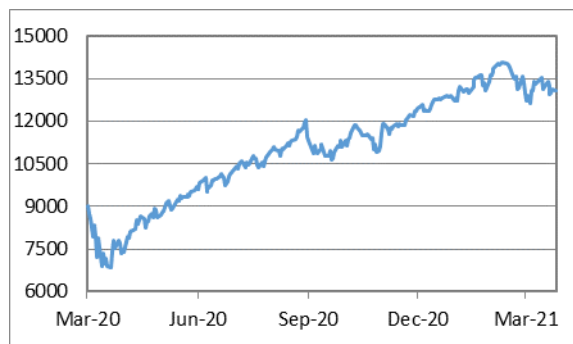
Source: Bloomberg

Daily Market News 每日市場消息

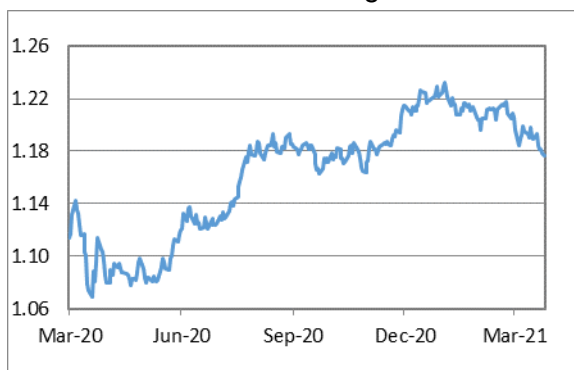
Historical Performance



Dow Jones Industrial Average

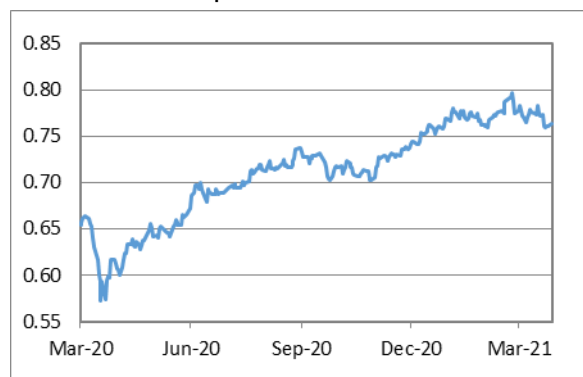


NASDAQ Composite Index



EUR/USD Daily Chart

Source: Bloomberg



AUD/USD Daily Chart

Stock Highlights

Stock Name	Stock Code	Previous Closing Price	52- Week High	52-Week Low	Daily Price Change (%)	Year-to-date Price Change (%)
HSBC Holdings	0005	45.10	49.50	27.50	+0.56%	+10.67%
HKEX	0388	466.80	587.00	228.60	+0.78%	+9.84%
Tencent Holdings Ltd.	0700	612.00	775.50	369.60	-1.29%	+8.51%
China Construction Bank	0939	6.68	6.74	4.93	+3.25%	+13.41%
ALIBABA	9988	216.20	309.40	177.50	+0.09%	-7.05%

Source: Bloomberg

Daily Market News 每日市場消息

The information contained in this website is provided by The Bank of East Asia, Limited ("BEA") and is not intended as an offer or solicitation for the purchase and sale of any securities. The securities as listed above are random selections among all stocks as listed in The Stock Exchange of Hong Kong Limited. The contents hereof are intended for information purpose only, and may be subject to change without further notice. The information in this website is based upon information, which BEA considers reliable, but accuracy or completeness is not guaranteed. The information in this website does not take into account of the objectives, financial situation or needs of any particular investor. The information is not recommendation of BEA or its affiliates. BEA, any of its officers or employees will not accept any responsibility or liability whatsoever for any use of or reliance upon any information contained in this website. BEA along with its affiliates and/or persons associated with any of them may from time to time have interests in the securities mentioned in this website. BEA, its directors, employees, associates, subsidiaries and/or affiliates may have positions in, and may effect transactions in securities mentioned herein and may also perform or seek to perform broking, investment banking and other banking services for these companies. Past performance does not guarantee future results. Certain high-volatility investments can be subject to sudden and large falls in value that could equal the amount invested. Investors should therefore, before investing based on the information contained in this website, consider its appropriateness, having regard to their objectives, financial situation and needs. The information contained in this website is not directed to, or intended for distribution to or use by, any person or entity who is a citizen or resident of, or located in, any locality, state, country or other jurisdiction, where such distribution, publication, availability or use would be contrary to law and regulation of that jurisdiction or which would subject BEA, its directors, employees, associates, subsidiaries and/or affiliates to any registration or licensing requirement within such jurisdiction. The English version of this website may not be a complete translation of its Chinese version.