

Daily Market News 每日市場消息

Daily Market News

18th January, 2021

- The Dow Jones Industrial Average fell 177.26 points, or 0.57%, to 30,814.26, while the NASDAQ composite fell 114.14 points, or 0.87%, to 12,998.50.
- US president-elect Joe Biden's US\$1.9 trillion economic relief proposal serves as the opening salvo in a legislative battle that could be prolonged by the go-big price tag and the inclusion of initiatives opposed by many Republicans.
- Federal Reserve Bank of Boston president Eric Rosengren said US president-elect Joe Biden's request for US\$1.9 trillion in economic relief is needed as growth shows signs of slowing. The current mix of fiscal and monetary policy is appropriate, and it is a suitable time for fiscal support as interest rates are close to zero.
- US retail sales decreased 0.7% in December from the previous month, following a downwardly revised 1.4% drop in November. The unadjusted value of sales increased just 0.6% in 2020 compared with a year earlier.
- The US producer price index (PPI) climbed 0.3% in December from a month earlier, following a 0.1% gain in November. The PPI advanced 0.8% from a year earlier. Core PPI increased 0.1% from a month earlier, missing estimates, and was up 1.2% from a year earlier.
- The University of Michigan's preliminary consumer sentiment index fell to 79.2 in January, down from 80.7 last month. The index added to signs that consumers may be growing less optimistic as vaccinations begin to be rolled out amid soaring new infections.
- Several European Central Bank officials said the full effect of the pandemic crisis on euro-area banks has yet to be felt as policy support has so far masked losses.

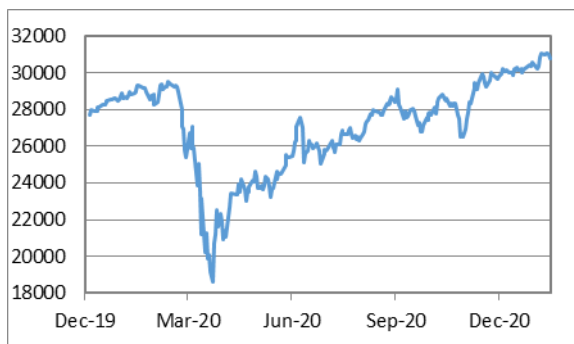
Key Economic Data

Date	Time	Country	Indicator	Period	Survey	Previous
01/20	15:00	UK	CPI (MoM)	Dec	0.2%	-0.1%
01/20	23:00	CA	Bank of Canada Rate Decision	01/20	0.25%	0.25%
01/21	08:30	AU	Unemployment Rate	Dec	6.7%	6.8%
01/21	21:30	US	Building Permits (MoM)	Dec	-2.0%	5.9%
01/22	17:30	UK	Manufacturing PMI	Jan	53.3	57.5
01/22	22:45	US	Manufacturing PMI	Jan	56.5	57.1
01/26	15:00	UK	ILO Unemployment Rate 3 Mths	Nov	--	4.9%
01/27	08:30	AU	CPI (QoQ)	Q4	--	1.6%
01/27	21:30	US	Durable Goods Orders	Dec	1.0%	1.0%
01/28	03:00	US	FOMC Rate Decision	01/27	0.00%-0.25%	0.00%-0.25%
01/28	21:30	US	GDP Annualised (QoQ)	Q4	4.3%	33.4%
01/29	21:30	US	Personal Income	Dec	0.1%	-1.1%
01/29	21:30	US	Personal Spending	Dec	-0.6%	-0.4%
01/29	21:30	CA	GDP (MoM)	Nov	--	0.4%

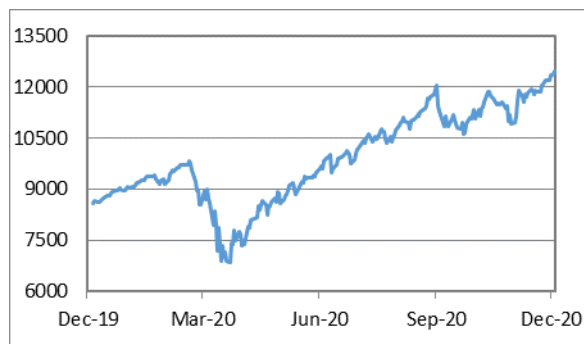
Source: Bloomberg

Daily Market News 每日市場消息

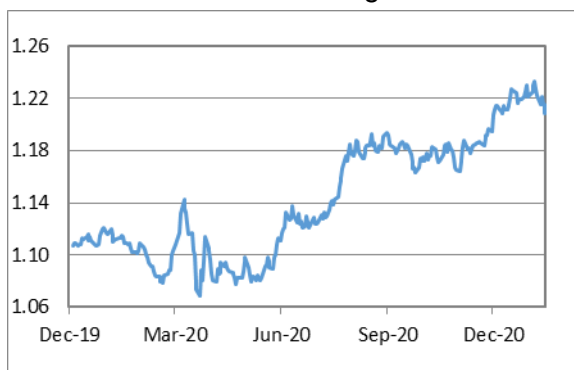
Historical Performance



Dow Jones Industrial Average



NASDAQ Composite Index



EUR/USD Daily Chart

Source: Bloomberg



AUD/USD Daily Chart

Stock Highlights

Stock Name	Stock Code	Previous Closing Price	52- Week High	52-Week Low	Daily Price Change (%)	Year-to-date Price Change (%)
HSBC Holdings	0005	42.95	60.40	27.50	-0.12%	+5.40%
HKEX	0388	458.40	471.60	206.00	+0.09%	+7.86%
Tencent Holdings Ltd.	0700	645.00	646.00	325.20	+2.46%	+14.36%
China Construction Bank	0939	6.18	6.78	4.93	+1.81%	+4.92%
ALIBABA	9988	241.00	309.40	167.60	+2.55%	+3.61%

Source: Bloomberg

Daily Market News 每日市場消息

The information contained in this website is provided by The Bank of East Asia, Limited ("BEA") and is not intended as an offer or solicitation for the purchase and sale of any securities. The securities as listed above are random selections among all stocks as listed in The Stock Exchange of Hong Kong Limited. The contents hereof are intended for information purpose only, and may be subject to change without further notice. The information in this website is based upon information, which BEA considers reliable, but accuracy or completeness is not guaranteed. The information in this website does not take into account of the objectives, financial situation or needs of any particular investor. The information is not recommendation of BEA or its affiliates. BEA, any of its officers or employees will not accept any responsibility or liability whatsoever for any use of or reliance upon any information contained in this website. BEA along with its affiliates and/or persons associated with any of them may from time to time have interests in the securities mentioned in this website. BEA, its directors, employees, associates, subsidiaries and/or affiliates may have positions in, and may effect transactions in securities mentioned herein and may also perform or seek to perform broking, investment banking and other banking services for these companies. Past performance does not guarantee future results. Certain high-volatility investments can be subject to sudden and large falls in value that could equal the amount invested. Investors should therefore, before investing based on the information contained in this website, consider its appropriateness, having regard to their objectives, financial situation and needs. The information contained in this website is not directed to, or intended for distribution to or use by, any person or entity who is a citizen or resident of, or located in, any locality, state, country or other jurisdiction, where such distribution, publication, availability or use would be contrary to law and regulation of that jurisdiction or which would subject BEA, its directors, employees, associates, subsidiaries and/or affiliates to any registration or licensing requirement within such jurisdiction. The English version of this website may not be a complete translation of its Chinese version.