

Daily Market News 每日市場消息

Daily Market News

25th November, 2020

- The Dow Jones Industrial Average climbed 454.97 points, or 1.54%, to 30,046.24, while the NASDAQ composite rose 156.15 points, or 1.31%, to 12,036.79
- The Dow Jones Industrial Average topped 30,000 for the first time, spurred by the formal start of President-elect Joe Biden's transition, removing the threat of a contested transfer of power. Improved vaccine prospects also infused optimism across markets
- Tesla Inc. shares reached a record high again, with market valuation over the US\$500 billion mark for the first time. The shares have risen by nearly 550% this year, with gains accelerating over the past week after S&P Dow Jones Indices announced last Monday it was adding Tesla to the benchmark. The stock surge added US\$100.3 billion to co-founder Elon Musk's net worth this year. He has now overtaken Bill Gates to become the world's second-richest person
- The US consumer confidence index dropped to 96.1 in November, from an upwardly revised 101.4 in October. As the coronavirus resurgence prompted a slide in Americans' faith in the economy and job market, US consumer confidence fell to a three-month low
- According to a report from the Federal Housing Finance Agency, US home prices surged by the most on record in the third quarter, as record-low mortgage rates fuelled demand for housing
- The International Air Transport Association (IATA) predicted that carriers will lose a combined US\$157 billion in 2020 and 2021, almost 60% more than it had suggested in June and five times the deficit racked up during the 2008-2009 recession. IATA said the industry won't turn cash positive until the fourth quarter of 2021
- The New Zealand dollar surged above US\$0.70, its highest since June 2018, as the market shifted away from the possibility of negative New Zealand dollar rates

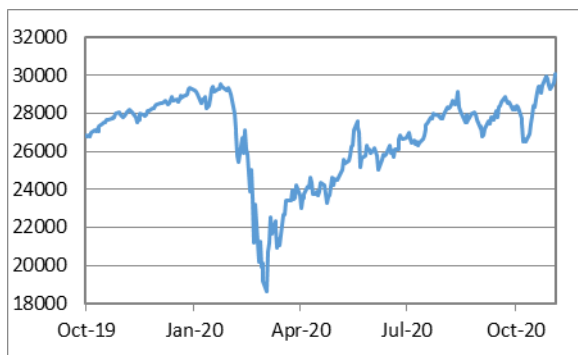
Key Economic Data

Date	Time	Country	Indicator	Period	Survey	Previous
11/25	21:30	US	GDP Annualised (QoQ)	Q3	33.1%	33.1%
11/25	23:00	US	Personal Spending	Oct	0.4%	1.4%
11/25	23:00	US	New Home Sales	Oct	975K	959K
11/26	03:00	US	FOMC Meeting Minutes	11/05	--	--
11/27	18:00	EC	Economic Confidence	Nov	86.0	90.9
11/30	09:00	CH	Manufacturing PMI	Nov	51.5	51.4
11/30	23:00	US	Pending Home Sales (MoM)	Oct	2.0%	-2.2%
12/01	11:30	AU	RBA Cash Rate Target	12/01	--	0.10%
12/01	17:00	EC	Markit Manufacturing Index	Nov	--	53.6
12/01	17:30	UK	Markit Manufacturing Index	Nov	--	55.2
12/01	18:00	EC	CPI (MoM)	Nov	--	0.2%
12/01	21:30	CA	Quarterly GDP Annualised	Q3	--	-38.7%
12/01	23:00	US	ISM Manufacturing	Nov	57.5	59.3
12/02	08:30	AU	GDP (QoQ)	Q3	--	-7.0%

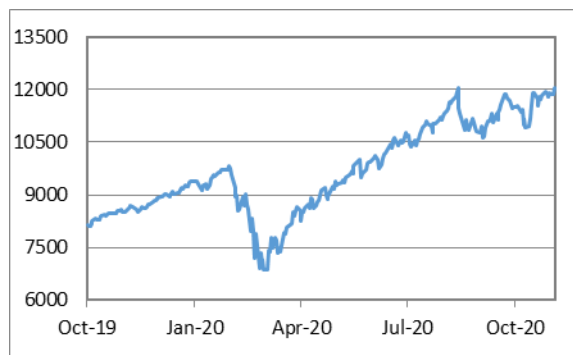
Source: Bloomberg

Daily Market News 每日市場消息

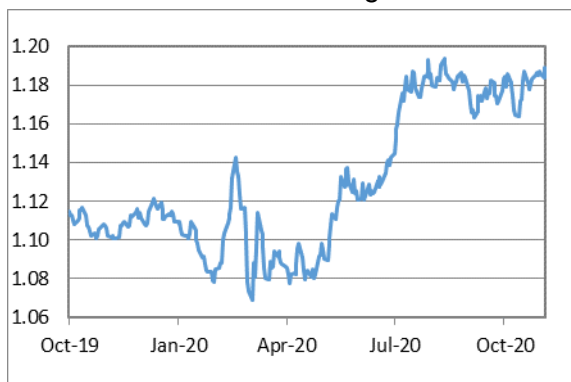
Historical Performance



Dow Jones Industrial Average



NASDAQ Composite Index



EUR/USD Daily Chart

Source: Bloomberg



AUD/USD Daily Chart

Stock Highlights

Stock Name	Stock Code	Previous Closing Price	52- Week High	52-Week Low	Daily Price Change (%)	Year-to-date Price Change (%)
HSBC Holdings	0005	39.75	61.20	27.50	+1.02%	-34.68%
HKEX	0388	392.00	397.80	206.00	+4.03%	+54.94%
Tencent Holdings Ltd.	0700	584.00	633.00	325.20	-0.34%	+55.48%
China Construction Bank	0939	5.84	6.85	4.93	-1.02%	-13.22%
ALIBABA	9988	270.00	309.40	167.60	+2.27%	+30.31%

Source: Bloomberg

Daily Market News 每日市場消息

The information contained in this website is provided by The Bank of East Asia, Limited ("BEA") and is not intended as an offer or solicitation for the purchase and sale of any securities. The securities as listed above are random selections among all stocks as listed in The Stock Exchange of Hong Kong Limited. The contents hereof are intended for information purpose only, and may be subject to change without further notice. The information in this website is based upon information, which BEA considers reliable, but accuracy or completeness is not guaranteed. The information in this website does not take into account of the objectives, financial situation or needs of any particular investor. The information is not recommendation of BEA or its affiliates. BEA, any of its officers or employees will not accept any responsibility or liability whatsoever for any use of or reliance upon any information contained in this website. BEA along with its affiliates and/or persons associated with any of them may from time to time have interests in the securities mentioned in this website. BEA, its directors, employees, associates, subsidiaries and/or affiliates may have positions in, and may effect transactions in securities mentioned herein and may also perform or seek to perform broking, investment banking and other banking services for these companies. Past performance does not guarantee future results. Certain high-volatility investments can be subject to sudden and large falls in value that could equal the amount invested. Investors should therefore, before investing based on the information contained in this website, consider its appropriateness, having regard to their objectives, financial situation and needs. The information contained in this website is not directed to, or intended for distribution to or use by, any person or entity who is a citizen or resident of, or located in, any locality, state, country or other jurisdiction, where such distribution, publication, availability or use would be contrary to law and regulation of that jurisdiction or which would subject BEA, its directors, employees, associates, subsidiaries and/or affiliates to any registration or licensing requirement within such jurisdiction. The English version of this website may not be a complete translation of its Chinese version.