

Daily Market News 每日市場消息

Daily Market News

24th November, 2020

- The Dow Jones Industrial Average climbed 327.79 points, or 1.12%, to 29,591.27, while the NASDAQ composite rose 25.66 points, or 0.22%, to 11,880.63
- It is reported that US president-elect Joe Biden plans to nominate former Federal Reserve Chair Janet Yellen to serve as his Treasury Secretary. If confirmed by the Senate, the most immediate challenge would be breaking a logjam to deliver economic relief to long and growing unemployment lines. The S&P 500 benchmark stock index was up by almost 1% following the news of Biden's plan to appoint her
- A COVID-19 vaccine developed by the University of Oxford and AstraZeneca Plc, the rollout of which could begin next month, prevented a majority of people from getting the disease in a large trial, another promising development in the quest to end the pandemic. According to early analysis of the data, the vaccine is 90% effective when a half dose is followed by a full dose, close to the high bar set by Pfizer and Moderna
- Federal Reserve Bank of Richmond President Thomas Barkin said that a resurgence in COVID-19 cases is likely to depress economic growth until there is widespread distribution of a vaccine
- The Eurozone Market composite index fell from 50 in October to 45.1 in November, indicating a declining output. The drop was led by services, reflecting the closure of bars and restaurants and the loss of business in the hospitality sector. Manufacturing continued to grow, but at a slow pace
- UK chief economist Andy Haldane said that the development of vaccines has been faster than the Bank of England assumed when it compiled its latest forecasts, which could brighten economic outlook
- The British pound has touched US\$1.3398, its highest since 2nd September, bolstered by signs the UK and European Union are close to a deal

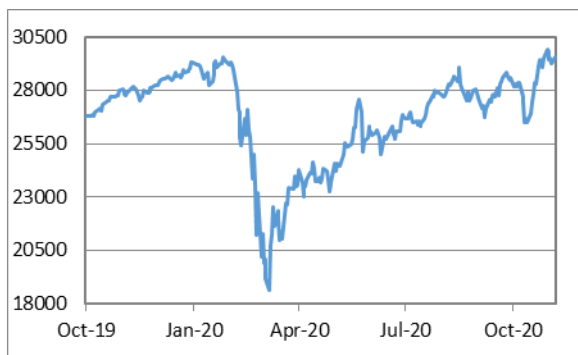
Key Economic Data

Date	Time	Country	Indicator	Period	Survey	Previous
11/24	22:00	US	FHFA House Price Index (MoM)	Sep	0.8%	1.5%
11/25	21:30	US	GDP Annualised (QoQ)	Q3	33.1%	33.1%
11/25	23:00	US	Personal Spending	Oct	0.4%	1.4%
11/25	23:00	US	New Home Sales	Oct	975K	959K
11/26	03:00	US	FOMC Meeting Minutes	11/05	--	--
11/27	18:00	EC	Economic Confidence	Nov	86.0	90.9
11/30	09:00	CH	Manufacturing PMI	Nov	51.5	51.4
11/30	23:00	US	Pending Home Sales (MoM)	Oct	2.0%	-2.2%
12/01	11:30	AU	RBA Cash Rate Target	12/01	--	0.10%
12/01	17:00	EC	Markit Manufacturing Index	Nov	--	53.6
12/01	17:30	UK	Markit Manufacturing Index	Nov	--	55.2
12/01	18:00	EC	CPI (MoM)	Nov	--	0.2%
12/01	21:30	CA	Quarterly GDP Annualised	Q3	--	-38.7%
12/01	23:00	US	ISM Manufacturing	Nov	57.5	59.3

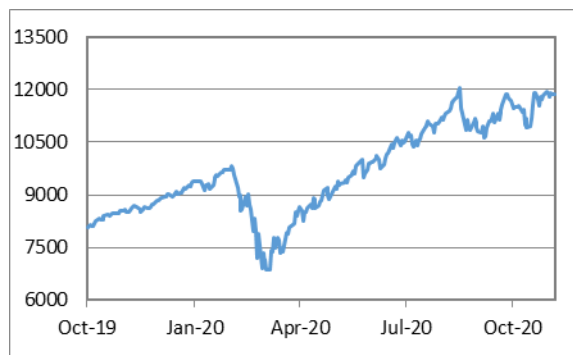
Source: Bloomberg

Daily Market News 每日市場消息

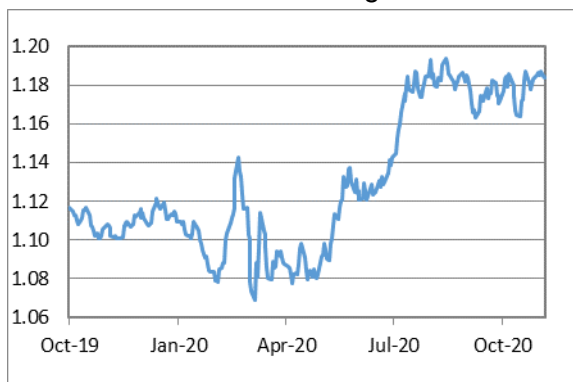
Historical Performance



Dow Jones Industrial Average

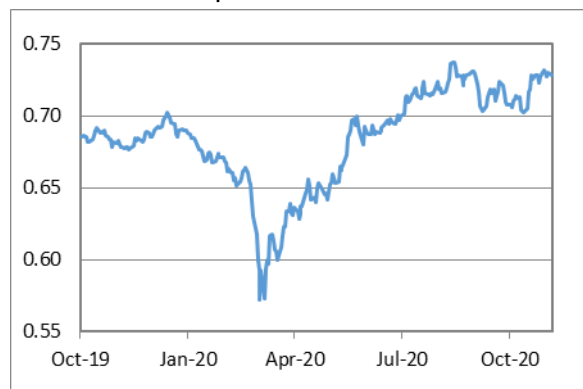


NASDAQ Composite Index



EUR/USD Daily Chart

Source: Bloomberg



AUD/USD Daily Chart

Stock Highlights

Stock Name	Stock Code	Previous Closing Price	52- Week High	52-Week Low	Daily Price Change (%)	Year-to-date Price Change (%)
HSBC Holdings	0005	39.35	61.20	27.50	+1.16%	-35.33%
HKEX	0388	376.80	397.80	206.00	+0.16%	+48.93%
Tencent Holdings Ltd.	0700	586.00	633.00	325.20	-0.34%	+56.02%
China Construction Bank	0939	5.90	6.85	4.93	+0.68%	-12.33%
ALIBABA	9988	264.00	309.40	167.60	+4.35%	+27.41%

Source: Bloomberg

Daily Market News 每日市場消息

The information contained in this website is provided by The Bank of East Asia, Limited (“BEA”) and is not intended as an offer or solicitation for the purchase and sale of any securities. The securities as listed above are random selections among all stocks as listed in The Stock Exchange of Hong Kong Limited. The contents hereof are intended for information purpose only, and may be subject to change without further notice. The information in this website is based upon information, which BEA considers reliable, but accuracy or completeness is not guaranteed. The information in this website does not take into account of the objectives, financial situation or needs of any particular investor. The information is not recommendation of BEA or its affiliates. BEA, any of its officers or employees will not accept any responsibility or liability whatsoever for any use of or reliance upon any information contained in this website. BEA along with its affiliates and/or persons associated with any of them may from time to time have interests in the securities mentioned in this website. BEA, its directors, employees, associates, subsidiaries and/or affiliates may have positions in, and may effect transactions in securities mentioned herein and may also perform or seek to perform broking, investment banking and other banking services for these companies. Past performance does not guarantee future results. Certain high-volatility investments can be subject to sudden and large falls in value that could equal the amount invested. Investors should therefore, before investing based on the information contained in this website, consider its appropriateness, having regard to their objectives, financial situation and needs. The information contained in this website is not directed to, or intended for distribution to or use by, any person or entity who is a citizen or resident of, or located in, any locality, state, country or other jurisdiction, where such distribution, publication, availability or use would be contrary to law and regulation of that jurisdiction or which would subject BEA, its directors, employees, associates, subsidiaries and/or affiliates to any registration or licensing requirement within such jurisdiction. The English version of this website may not be a complete translation of its Chinese version.