

Daily Market News 每日市場消息

Daily Market News

20th November, 2020

- The Dow Jones Industrial Average rose 44.81 points, or 0.15%, to 29,483.23, while the NASDAQ composite rose 103.11 points, or 0.87%, to 11,904.71
- Technology shares led US equity indexes higher, with stay-at-home trade gaining appeal as investors weighed the impact of tougher virus restrictions on economic growth along with the outlook for widespread vaccine distribution within months
- Applications for US state unemployment benefits rose for the first time in five weeks, suggesting the labour market recovery is slowing amid a surging pandemic and fresh business restrictions
- Sales of previously owned US homes unexpectedly rose in October to the highest level in almost 15 years, extending a housing market boom fuelled by record-low mortgage rates and buyers' desire for properties in the suburbs
- President Xi Jinping pledged that China wouldn't engage in decoupling in an address to Asia-Pacific leaders in Kuala Lumpur just days after the region inaugurated the world's largest free-trade agreement
- Oil edged lower with growing virus restrictions and signs that labour market recovery may be slowing in the US dampening the near-term demand outlook
- The US dollar surrendered early gains and traded lower against the majority of its G10 counterparts, as stocks gained and some commodity currencies caught a bid, even as US Covid-19 hospitalisations set a record

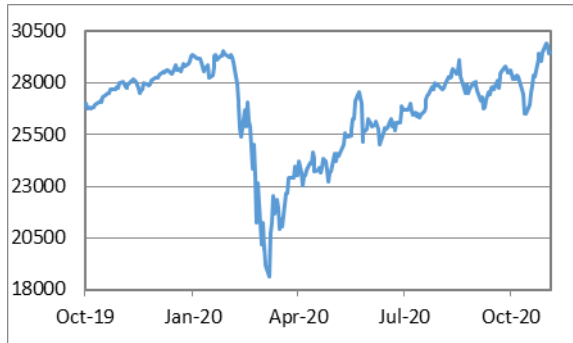
Key Economic Data

Date	Time	Country	Indicator	Period	Survey	Previous
11/20	15:00	UK	Retail Sales Ex Auto Fuel (MoM)	Oct	0.0%	1.6%
11/23	17:00	EC	Markit Manufacturing Index	Nov	--	54.8
11/23	17:00	EC	Markit Composite Index	Nov	--	50.0
11/23	17:30	UK	Markit Manufacturing Index	Nov	--	53.7
11/23	17:30	UK	Markit Composite Index	Nov	--	52.1
11/24	22:00	US	FHFA House Price Index (MoM)	Sep	--	1.5%
11/25	21:30	US	GDP Annualised (QoQ)	Q3	33.1%	33.1%
11/25	23:00	US	Personal Spending	Oct	0.6%	1.4%
11/25	23:00	US	New Home Sales	Oct	968K	959K
11/26	03:00	US	FOMC Meeting Minutes	11/05	--	--
11/27	18:00	EC	Economic Confidence	Nov	--	90.9
11/30	09:00	CH	Manufacturing PMI	Nov	--	51.4
11/30	23:00	US	Pending Home Sales (MoM)	Oct	--	-2.2%
12/01	11:30	AU	RBA Cash Rate Target	12/01	--	0.10%
12/01	23:00	US	ISM Manufacturing	Nov	57.5	59.3

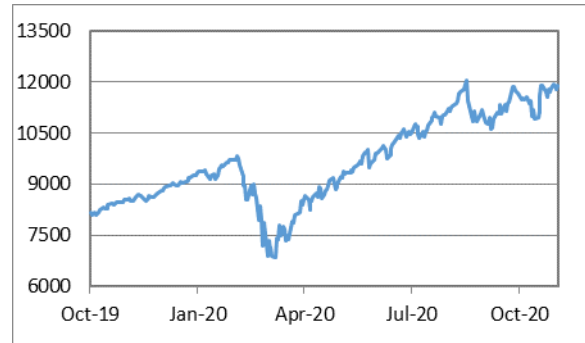
Source: Bloomberg

Daily Market News 每日市場消息

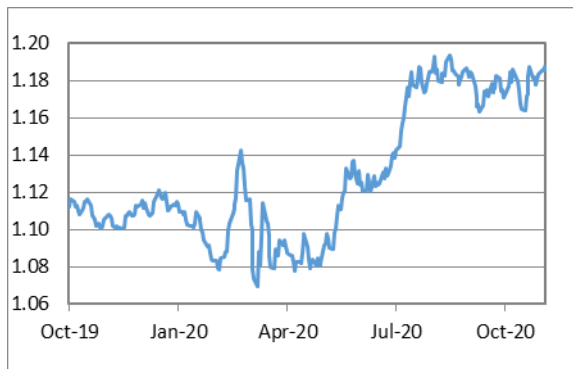
Historical Performance



Dow Jones Industrial Average

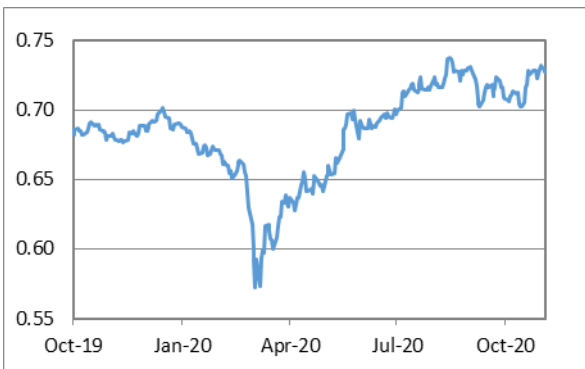


NASDAQ Composite Index



EUR/USD Daily Chart

Source: Bloomberg



AUD/USD Daily Chart

Stock Highlights

Stock Name	Stock Code	Previous Closing Price	52- Week High	52-Week Low	Daily Price Change (%)	Year-to-date Price Change (%)
HSBC Holdings	0005	39.10	61.20	27.50	-0.26%	-35.74%
HKEX	0388	370.40	397.80	206.00	+0.11%	+46.40%
Tencent Holdings Ltd.	0700	573.00	633.00	325.20	-2.72%	+52.56%
China Construction Bank	0939	5.95	6.85	4.93	-1.33%	-11.59%
ALIBABA	9988	245.20	309.40	167.60	-1.92%	+18.34%

Source: Bloomberg

Daily Market News 每日市場消息

The information contained in this website is provided by The Bank of East Asia, Limited ("BEA") and is not intended as an offer or solicitation for the purchase and sale of any securities. The securities as listed above are random selections among all stocks as listed in The Stock Exchange of Hong Kong Limited. The contents hereof are intended for information purpose only, and may be subject to change without further notice. The information in this website is based upon information, which BEA considers reliable, but accuracy or completeness is not guaranteed. The information in this website does not take into account of the objectives, financial situation or needs of any particular investor. The information is not recommendation of BEA or its affiliates. BEA, any of its officers or employees will not accept any responsibility or liability whatsoever for any use of or reliance upon any information contained in this website. BEA along with its affiliates and/or persons associated with any of them may from time to time have interests in the securities mentioned in this website. BEA, its directors, employees, associates, subsidiaries and/or affiliates may have positions in, and may effect transactions in securities mentioned herein and may also perform or seek to perform broking, investment banking and other banking services for these companies. Past performance does not guarantee future results. Certain high-volatility investments can be subject to sudden and large falls in value that could equal the amount invested. Investors should therefore, before investing based on the information contained in this website, consider its appropriateness, having regard to their objectives, financial situation and needs. The information contained in this website is not directed to, or intended for distribution to or use by, any person or entity who is a citizen or resident of, or located in, any locality, state, country or other jurisdiction, where such distribution, publication, availability or use would be contrary to law and regulation of that jurisdiction or which would subject BEA, its directors, employees, associates, subsidiaries and/or affiliates to any registration or licensing requirement within such jurisdiction. The English version of this website may not be a complete translation of its Chinese version.

Issued by The Bank of East Asia, Limited 東亞銀行有限公司刊發