

Daily Market News 每日市場消息

Daily Market News

19th November, 2020

- The Dow Jones Industrial Average fell 344.93 points, or 1.16%, to 29,438.42, while the NASDAQ composite dropped 97.74 points, or 0.82%, to 11,801.60
- US stocks slumped as fresh restrictions to curtail the spread of coronavirus overshadowed signs that scientists are making fast progress in getting approval for a vaccine. New York City shut schools because of rising infections. Pfizer Inc. advanced after saying that its COVID-19 vaccine was 95% effective, paving the way for the company to apply for the first US regulatory authorisation for a coronavirus shot within days
- US new home construction rose in October by more than was forecast to its fastest pace since February, demonstrating a robust residential real estate market. Record-low mortgage rates and the rush to relocate to larger homes in suburbs that double as new workplaces during the pandemic have depleted housing inventory, driving the builder confidence index stands to an all-time high
- It is reported that UK and Canada are on brink of reaching a post-Brexit trade deal, which could be announced within days
- The UK consumer price index rose by 0.7% in October from a year earlier, higher than the market expectation, boosted by the rising cost of food and clothing. Despite the pickup, the headline rate has remained at less than half of Bank of England's 2% target since April, underscoring the weakness of the economy hit by the pandemic
- The eurozone consumer price index fell by 0.3% in October from a year earlier. The core index, which excludes energy, food, alcohol and tobacco, rose by 0.2% from a year earlier, in line with market expectation
- The price of oil rose to its highest since early September following further progress on a coronavirus vaccine. The US dollar declined, while resource-linked currencies rose

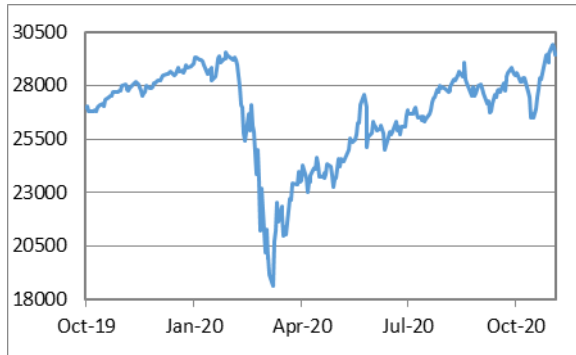
Key Economic Data

Date	Time	Country	Indicator	Period	Survey	Previous
11/19	23:00	US	Existing Home Sales	Oct	6.47M	6.54M
11/20	15:00	UK	Retail Sales Ex Auto Fuel (MoM)	Oct	0.0%	1.6%
11/23	17:00	EC	Markit Manufacturing Index	Nov	--	54.8
11/23	17:00	EC	Markit Composite Index	Nov	--	50.0
11/23	17:30	UK	Markit Manufacturing Index	Nov	--	53.7
11/23	17:30	UK	Markit Composite Index	Nov	--	52.1
11/24	22:00	US	FHFA House Price Index (MoM)	Sep	--	1.5%
11/25	21:30	US	GDP Annualised (QoQ)	Q3	33.1%	33.1%
11/25	23:00	US	Personal Spending	Oct	0.6%	1.4%
11/25	23:00	US	New Home Sales	Oct	968K	959K
11/26	03:00	US	FOMC Meeting Minutes	11/05	--	--
11/27	18:00	EC	Economic Confidence	Nov	--	90.9
11/30	09:00	CH	Manufacturing PMI	Nov	--	51.4
11/30	23:00	US	Pending Home Sales (MoM)	Oct	--	-2.2%
12/01	11:30	AU	RBA Cash Rate Target	12/01	--	0.10%

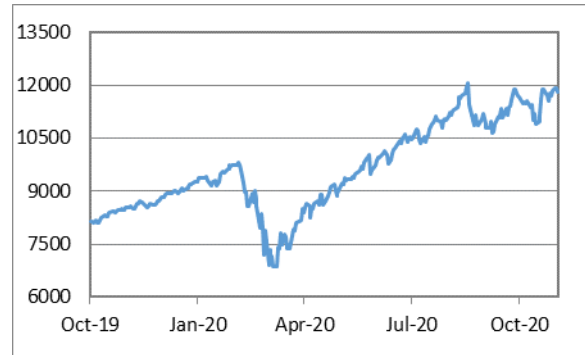
Source: Bloomberg

Daily Market News 每日市場消息

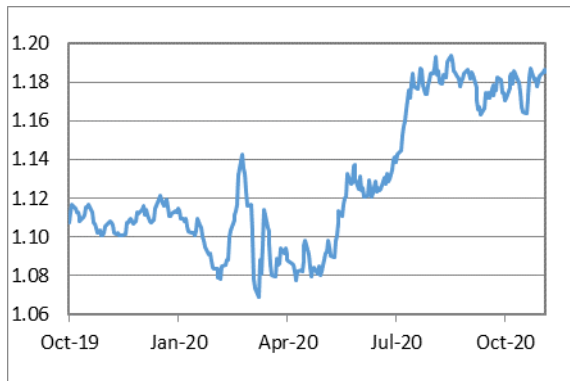
Historical Performance



Dow Jones Industrial Average

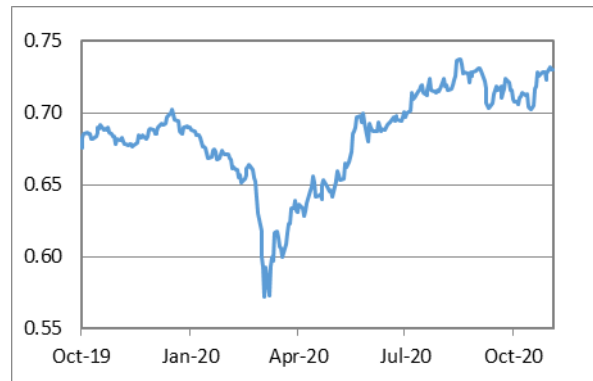


NASDAQ Composite Index



EUR/USD Daily Chart

Source: Bloomberg



AUD/USD Daily Chart

Stock Highlights

Stock Name	Stock Code	Previous Closing Price	52- Week High	52-Week Low	Daily Price Change (%)	Year-to-date Price Change (%)
HSBC Holdings	0005	39.20	61.20	27.50	-0.13%	-35.58%
HKEX	0388	370.00	397.80	206.00	-0.80%	+46.25%
Tencent Holdings Ltd.	0700	589.00	633.00	320.80	+1.29%	+56.82%
China Construction Bank	0939	6.03	6.85	4.93	+0.50%	-10.40%
ALIBABA	9988	250.00	309.40	167.60	+0.08%	+20.66%

Source: Bloomberg

Daily Market News 每日市場消息

The information contained in this website is provided by The Bank of East Asia, Limited ("BEA") and is not intended as an offer or solicitation for the purchase and sale of any securities. The securities as listed above are random selections among all stocks as listed in The Stock Exchange of Hong Kong Limited. The contents hereof are intended for information purpose only, and may be subject to change without further notice. The information in this website is based upon information, which BEA considers reliable, but accuracy or completeness is not guaranteed. The information in this website does not take into account of the objectives, financial situation or needs of any particular investor. The information is not recommendation of BEA or its affiliates. BEA, any of its officers or employees will not accept any responsibility or liability whatsoever for any use of or reliance upon any information contained in this website. BEA along with its affiliates and/or persons associated with any of them may from time to time have interests in the securities mentioned in this website. BEA, its directors, employees, associates, subsidiaries and/or affiliates may have positions in, and may effect transactions in securities mentioned herein and may also perform or seek to perform broking, investment banking and other banking services for these companies. Past performance does not guarantee future results. Certain high-volatility investments can be subject to sudden and large falls in value that could equal the amount invested. Investors should therefore, before investing based on the information contained in this website, consider its appropriateness, having regard to their objectives, financial situation and needs. The information contained in this website is not directed to, or intended for distribution to or use by, any person or entity who is a citizen or resident of, or located in, any locality, state, country or other jurisdiction, where such distribution, publication, availability or use would be contrary to law and regulation of that jurisdiction or which would subject BEA, its directors, employees, associates, subsidiaries and/or affiliates to any registration or licensing requirement within such jurisdiction. The English version of this website may not be a complete translation of its Chinese version.