

Daily Market News 每日市場消息

Daily Market News

21st September, 2020

- The Dow Jones Industrial Average dropped 244.56 points, or 0.88%, to 27,657.42, while the NASDAQ composite dropped 116.99 points, or 1.07%, to 10,793.28.
- Technology shares dragged the US stock market to a six-week low as investors searched for new catalysts to give direction to global markets.
- The Trump administration's curbs on WeChat were put on hold by a judge, upending an effort to halt use of the Chinese-owned app in the US. US Magistrate Judge Laurel Beeler of San Francisco issued a preliminary injunction at the request of a group of US WeChat users, who argued the prohibitions would violate the free-speech rights of millions of Chinese-speaking Americans who rely on it.
- The Bank of England's preparations for the aftermath of a potentially messy Brexit could include using negative interest rates by the end of the year. Economists at Goldman Sachs Group Inc. and Bank of America Global Research expect a failure to reach a trade deal with the European Union to be among the factors pushing the BoE to cut rates to below zero.
- The initial value of the September Consumer Confidence Index conducted by University of Michigan is at a six-month high.
- Billionaire Jack Ma's Ant Group won approval to list in Shanghai, clearing a key hurdle as the company prepares for what could become the world's largest initial public offering.
- Oil prices have seen the biggest weekly increase since June. Saudi Arabia hinted that it is ready for new production cuts and lashed out at OPEC+ members which it claims cheated in complying with the production quotas.

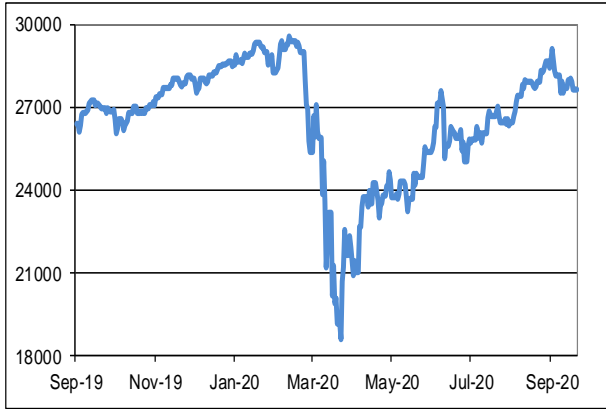
Key Economic Data

Date	Time	Country	Indicator	Period	Survey	Previous
09/21	07:01	UK	Rightmove House Prices (MoM)	Sep	--	-0.2%
09/22	22:00	US	Existing Home Sales	Aug	6.05m	5.86m
09/23	12:30	JN	All Industry Activity Index (MoM)	Jul	1.3%	6.1%
09/24	20:30	US	Initial Jobless Claims	Sep 19	--	860k
09/24	21:45	US	Bloomberg Consumer Comfort	Sep 20	--	47.7
09/24	22:00	US	New Home Sales	Aug	860k	901k
09/24	14:45	FR	Business Confidence	Sep	--	91
09/24	06:45	NZ	Trade Balance (NZD)	Aug	--	282m
09/28	22:30	US	Dallas Fed Manufacturing Activity	Sep	--	8%
09/29	20:30	CA	Industrial Product Prices (MoM)	Aug	--	0.7%
09/30	14:45	FR	CPI (MoM)	Sep	--	-0.1%
09/30	14:45	FR	PPI (MoM)	Aug	--	0.4%
09/30	09:00	CN	Manufacturing PMI	Sep	--	51.0
09/30	09:00	CN	Non-manufacturing PMI	Sep	--	55.2
10/02	09:30	AU	Retail Sales (MoM)	Aug	--	3.2%

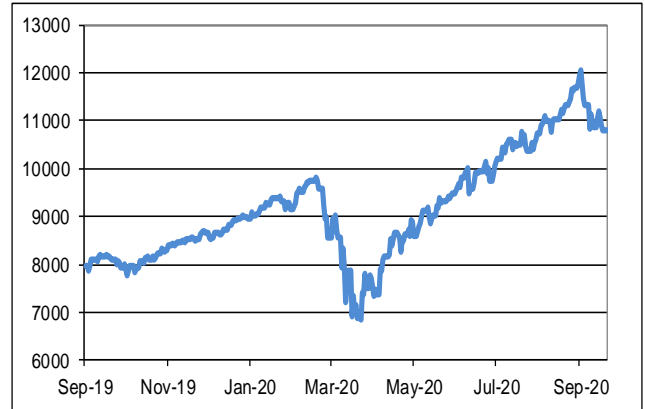
Source: Bloomberg

Daily Market News 每日市場消息

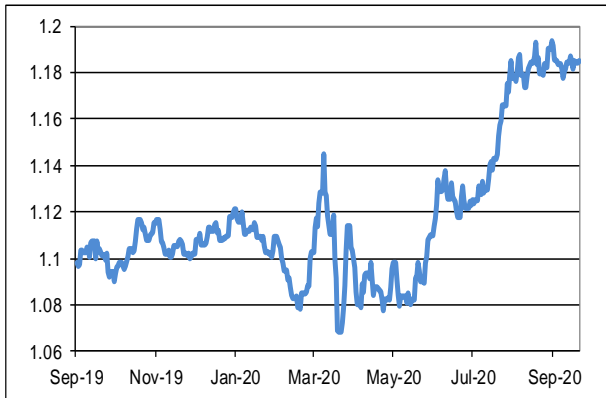
Historical Performance



Dow Jones Industrial Average

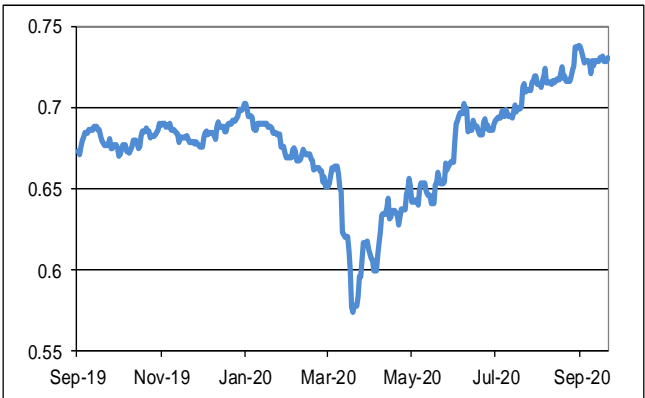


NASDAQ Composite Index



EUR/USD Daily Chart

Source: Bloomberg



AUD/USD Daily Chart

Stock Highlights

Stock Name	Stock Code	Previous Closing Price	52-Week High	52-Week Low	Daily Price Change (%)	Year-to-date Price Change (%)
HSBC Holdings	0005	30.95	62.30	30.80	0.16%	-49.14%
HKEX	0388	372.60	397.80	206.00	0.70%	47.27%
Tencent Holdings Ltd.	0700	525.00	564.00	314.60	-0.38%	39.78%
China Construction Bank	0939	5.32	6.85	5.29	0.38%	-20.95%
ALIBABA	9988	269.60	292.00	167.60	0.67%	30.12%

Source: Bloomberg

Daily Market News 每日市場消息

The information contained in this website is provided by The Bank of East Asia, Limited ("BEA") and is not intended as an offer or solicitation for the purchase and sale of any securities. The securities as listed above are random selections among all stocks as listed in The Stock Exchange of Hong Kong Limited. The contents hereof are intended for information purpose only, and may be subject to change without further notice. The information in this website is based upon information, which BEA considers reliable, but accuracy or completeness is not guaranteed. The information in this website does not take into account of the objectives, financial situation or needs of any particular investor. The information is not recommendation of BEA or its affiliates. BEA, any of its officers or employees will not accept any responsibility or liability whatsoever for any use of or reliance upon any information contained in this website. BEA along with its affiliates and/or persons associated with any of them may from time to time have interests in the securities mentioned in this website. BEA, its directors, employees, associates, subsidiaries and/or affiliates may have positions in, and may effect transactions in securities mentioned herein and may also perform or seek to perform broking, investment banking and other banking services for these companies. Past performance does not guarantee future results. Certain high-volatility investments can be subject to sudden and large falls in value that could equal the amount invested. Investors should therefore, before investing based on the information contained in this website, consider its appropriateness, having regard to their objectives, financial situation and needs. The information contained in this website is not directed to, or intended for distribution to or use by, any person or entity who is a citizen or resident of, or located in, any locality, state, country or other jurisdiction, where such distribution, publication, availability or use would be contrary to law and regulation of that jurisdiction or which would subject BEA, its directors, employees, associates, subsidiaries and/or affiliates to any registration or licensing requirement within such jurisdiction. The English version of this website may not be a complete translation of its Chinese version.