

## Daily Market News 每日市場消息

### Daily Market News

15<sup>th</sup> September, 2020

- The Dow Jones Industrial Average rose 327.69 points, or 1.18%, to 27,993.33, while the NASDAQ composite rose 203.11 points, or 1.87%, to 11,056.65.
- US stocks rose for a second day amid a flurry of deal activity and signs of progress toward a coronavirus vaccine. Pfizer Inc.'s CEO said it is "likely" the US will distribute a Covid-19 vaccine to the public before year-end.
- OPEC downgraded its outlook for the global oil market a few days before oil ministers meet, amid faltering demand and signs of a recovery in supply from US shale drillers.
- A US Treasuries arbitrage strategy favoured by hedge funds has fallen into near-hibernation, threatening liquidity in the world's largest debt market.
- France's economic recovery from the coronavirus lockdown is stronger than previously expected, the Bank of France said on Monday as it revised up its growth and inflation forecasts for this year and next.
- It is reported that the chairman of UBS has studied the feasibility of a merger with Credit Suisse, but has not yet raised it at the executive committee level, and there has not yet been any formal discussion between the two banks.
- China is due to announce a series of economic activity indicators. It is expected that the economy will show continued recovery, that the growth rate of industrial added value will have accelerated slightly, and that the decline of fixed asset investment and retail sales will have slowed down.
- Moody's has confirmed China's A1 rating, maintaining a stable outlook.

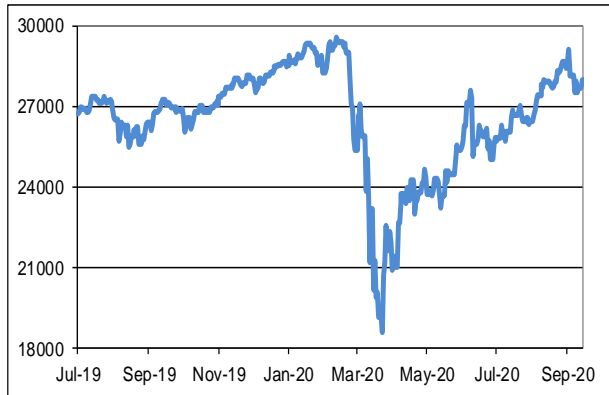
### Key Economic Data

Date	Time	Country	Indicator	Period	Survey	Previous
09/15	21:15	US	Industrial Production (MoM)	Aug	1.2%	3.0%
09/15	10:00	CN	Industrial Production (YoY)	Aug	5.2%	4.8%
09/15	10:00	CN	Retail Sales (YoY)	Aug	0.0%	-1.1%
09/16	20:30	US	Retail Sales Advance (MoM)	Aug	1.2%	1.2%
09/16	20:30	CA	CPI (YoY)	Aug	--	0.1%
09/16	07:50	JN	Exports (YoY)	Aug	-15.6%	-19.2%
09/16	07:50	JN	Imports (YoY)	Aug	-17.6%	-22.3%
09/17	09:30	AU	Employment Change	Aug	--	114.7k
09/17	09:30	AU	Unemployment Rate	Aug	--	7.5%
09/17	09:30	AU	Participation Rate	Aug	--	64.7%
09/17	06:45	NZ	GDP (YoY)	Q2	-12.8%	-0.2%
09/18	20:30	CA	Retail Sales (MoM)	Jul	--	23.7%
09/18	14:00	GE	PPI (YoY)	Aug	--	-1.7%
09/22	22:00	US	Existing Home Sales	Aug	6.05m	5.86m
09/24	22:00	US	New Home Sales	Aug	860k	901k

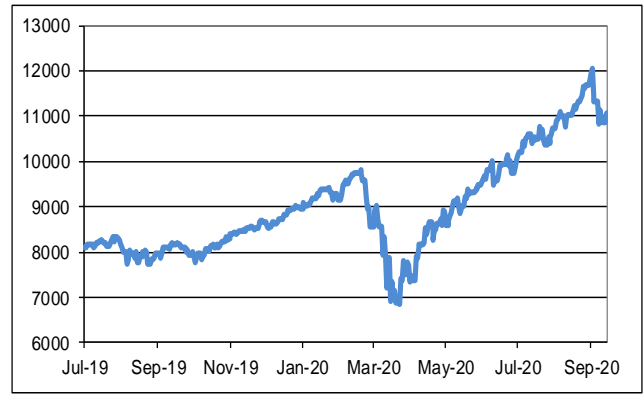
Source: Bloomberg

Daily Market News 每日市場消息

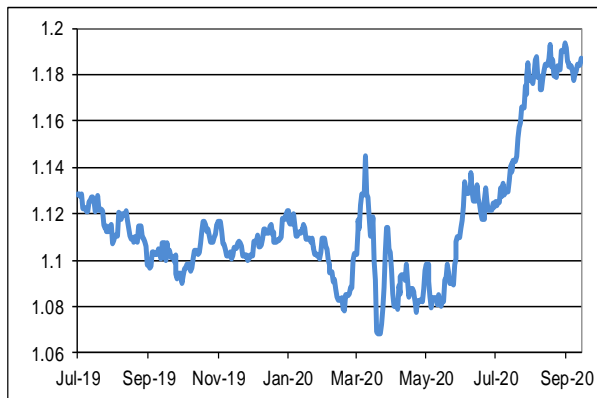
Historical Performance



Dow Jones Industrial Average



NASDAQ Composite Index



EUR/USD Daily Chart



AUD/USD Daily Chart

Source: Bloomberg

Stock Highlights

Stock Name	Stock Code	Previous Closing Price	52-Week High	52-Week Low	Daily Price Change (%)	Year-to-date Price Change (%)
HSBC Holdings	0005	32.20	62.30	32.10	-0.16%	-47.08%
HKEX	0388	371.80	397.80	206.00	0.76%	46.96%
Tencent Holdings Ltd.	0700	529.50	564.00	314.60	2.62%	40.97%
China Construction Bank	0939	5.35	6.85	5.30	-0.74%	-20.51%
ALIBABA	9988	268.20	292.00	167.60	0.83%	29.44%

Source: Bloomberg

Daily Market News 每日市場消息

The information contained in this website is provided by The Bank of East Asia, Limited ("BEA") and is not intended as an offer or solicitation for the purchase and sale of any securities. The securities as listed above are random selections among all stocks as listed in The Stock Exchange of Hong Kong Limited. The contents hereof are intended for information purpose only, and may be subject to change without further notice. The information in this website is based upon information, which BEA considers reliable, but accuracy or completeness is not guaranteed. The information in this website does not take into account of the objectives, financial situation or needs of any particular investor. The information is not recommendation of BEA or its affiliates. BEA, any of its officers or employees will not accept any responsibility or liability whatsoever for any use of or reliance upon any information contained in this website. BEA along with its affiliates and/or persons associated with any of them may from time to time have interests in the securities mentioned in this website. BEA, its directors, employees, associates, subsidiaries and/or affiliates may have positions in, and may effect transactions in securities mentioned herein and may also perform or seek to perform broking, investment banking and other banking services for these companies. Past performance does not guarantee future results. Certain high-volatility investments can be subject to sudden and large falls in value that could equal the amount invested. Investors should therefore, before investing based on the information contained in this website, consider its appropriateness, having regard to their objectives, financial situation and needs. The information contained in this website is not directed to, or intended for distribution to or use by, any person or entity who is a citizen or resident of, or located in, any locality, state, country or other jurisdiction, where such distribution, publication, availability or use would be contrary to law and regulation of that jurisdiction or which would subject BEA, its directors, employees, associates, subsidiaries and/or affiliates to any registration or licensing requirement within such jurisdiction. The English version of this website may not be a complete translation of its Chinese version.