

Daily Market News 每日市場消息

Daily Market News

4th June, 2020

- The Dow Jones Industrial Average rose 527.24 points, or 2.05%, to 26,269.89, while the NASDAQ composite rose 74.54 points, or 0.78%, to 9,682.91.
- US companies shed fewer workers in May than expected, offering some hope that the worst of the coronavirus-related hit to the labour market is over.
- The US housing market is holding up better than expected during the pandemic, despite social distancing guidelines. Record-low mortgage rates are pushing Americans to apply for loans to purchase homes.
- US service providers started to emerge in May from a pandemic-induced tailspin as nationwide lockdowns on business and social interaction began to lift.
- The Bank of Canada says it will scale back some market operations, as the impact of the coronavirus appears to have peaked. It also anticipates a quarterly decline of 10% to 20% in the second quarter, down from a previous estimate of 15% to 30%.
- Oil prices ended trading on Wednesday at their highest level since early March, buoyed by optimism that OPEC+ will rebalance the market. But the rally's durability could turn on what happens at the alliance's June meeting.
- The dollar and yen dropped broadly against Group-of-10 peer currencies on Wednesday. Risk appetite remains strong and US shares rose to their highest levels in 13 weeks following a string of better-than-expected economic data.

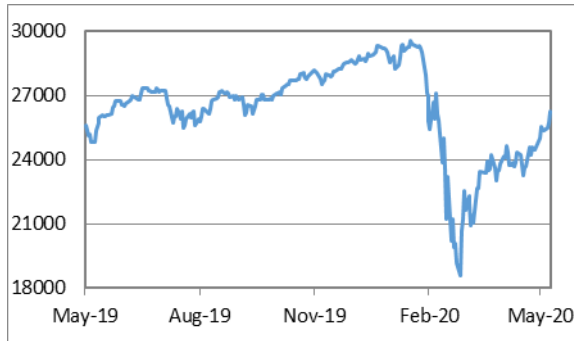
Upcoming Key Economic Data

Date	Time	Country	Event	Period	Survey	Previous
06/04	09:30	AU	Retail Sales (MoM)	Apr	-17.9%	8.5%
06/04	20:30	US	Trade Balance	Apr	-\$49.2B	-\$44.4B
06/05	14:00	GE	Factory Orders (MoM)	Apr	-19.9%	-15.6%
06/05	20:30	US	Change in Nonfarm Payrolls	May	-8000K	-20537K
06/08	14:00	GE	Industrial Production (MoM)	Apr	--	-9.2%
06/08	20:15	CA	Housing Starts	May	--	171.3K
06/09	17:00	EU	GDP (YoY)	Q1	--	-3.2%
06/09	22:00	US	Wholesale Inventories (MoM)	Apr	--	0.4%
06/10	09:30	CN	CPI (YoY)	May	2.6%	3.3%
06/10	20:30	US	CPI (MoM)	May	0.0%	-0.8%
06/11	20:30	US	PPI Final Demand (MoM)	May	0.0%	-1.3%
06/11	20:30	US	Initial Jobless Claims	06/06	--	--
06/12	14:00	UK	Industrial Production (MoM)	Apr	--	-4.2%
06/12	22:00	US	U. of Michigan Sentiment	Jun	75.0	72.3

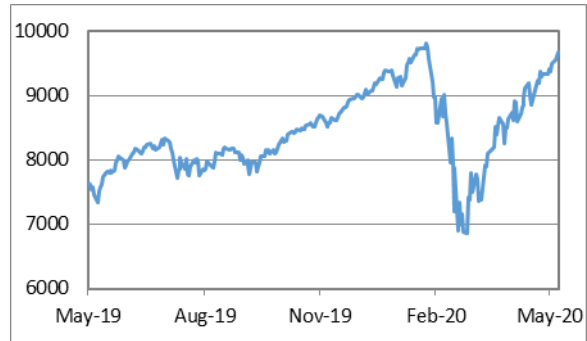
Source: Bloomberg

Daily Market News 每日市場消息

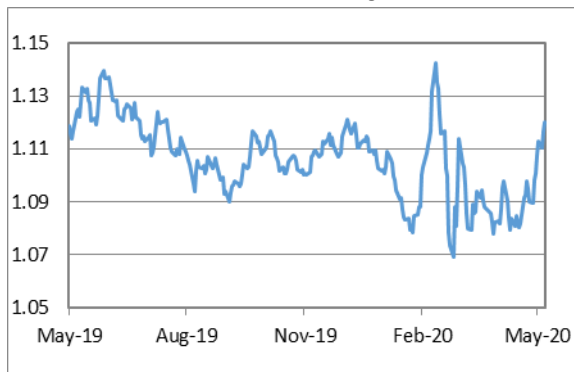
Historical Performance



Dow Jones Industrial Average



NASDAQ Composite Index



EUR/USD Daily Chart



AUD/USD Daily Chart

Source: Bloomberg

Stock Highlights

Stock Name	Stock Code	Previous Closing Price	52- Week High	52-Week Low	Daily Price Change (%)	Year-to-date Price Change (%)
HSBC Holdings	0005	38.15	65.80	35.00	+2.55%	-37.30%
HKEX	0388	292.40	294.40	206.00	+1.53%	+15.57%
Tencent Holdings Ltd.	0700	432.60	447.00	312.20	+0.51%	+15.18%
China Construction Bank	0939	6.36	6.85	5.55	+0.79%	-5.50%
ALIBABA	9988	209.60	227.40	167.60	+4.80%	+1.16%

Source: Bloomberg

Daily Market News 每日市場消息

The information contained in this website is provided by The Bank of East Asia, Limited ("BEA") and is not intended as an offer or solicitation for the purchase and sale of any securities. The securities as listed above are random selections among all stocks as listed in The Stock Exchange of Hong Kong Limited. The contents hereof are intended for information purpose only, and may be subject to change without further notice. The information in this website is based upon information, which BEA considers reliable, but accuracy or completeness is not guaranteed. The information in this website does not take into account of the objectives, financial situation or needs of any particular investor. The information is not recommendation of BEA or its affiliates. BEA, any of its officers or employees will not accept any responsibility or liability whatsoever for any use of or reliance upon any information contained in this website. BEA along with its affiliates and/or persons associated with any of them may from time to time have interests in the securities mentioned in this website. BEA, its directors, employees, associates, subsidiaries and/or affiliates may have positions in, and may effect transactions in securities mentioned herein and may also perform or seek to perform broking, investment banking and other banking services for these companies. Past performance does not guarantee future results. Certain high-volatility investments can be subject to sudden and large falls in value that could equal the amount invested. Investors should therefore, before investing based on the information contained in this website, consider its appropriateness, having regard to their objectives, financial situation and needs. The information contained in this website is not directed to, or intended for distribution to or use by, any person or entity who is a citizen or resident of, or located in, any locality, state, country or other jurisdiction, where such distribution, publication, availability or use would be contrary to law and regulation of that jurisdiction or which would subject BEA, its directors, employees, associates, subsidiaries and/or affiliates to any registration or licensing requirement within such jurisdiction. The English version of this website may not be a complete translation of its Chinese version.