

## Daily Market News 每日市場消息

### Daily Market News

3<sup>rd</sup> June, 2020

- The Dow Jones Industrial Average rose 267.63 points, or 1.05%, to 25,742.65, while the NASDAQ composite rose 56.33 points, or 0.59%, to 9,608.38.
- US stocks rose alongside equities in Europe and Asia amid new rounds of stimulus and positive economic signals as coronavirus lockdowns ease. The US dollar slumped for a fourth consecutive day.
- President Trump came under harsh criticism from religious leaders and Democrats for the government's violent dispersal of a peaceful protest outside the White House on Monday. Some Republicans expressed disapproval and the US military distanced itself from the episode.
- President Trump's job approval rating has ticked down as almost three quarters of respondents say the country is headed down the wrong track, according to a national Monmouth University Poll.
- Wall Street's top regulator is signalling support for legislation that could lead to the delisting of Chinese companies from US stock exchanges if American officials aren't allowed to review their financial audits.
- German chancellor Angela Merkel failed to broker a deal on a stimulus package on Tuesday, delaying plans to spend as much as 100 billion euros to reinvigorate Germany's faltering economy.
- As OPEC+ producers head toward a consensus on extending output curbs, the rally in oil prices is prompting some US producers to start opening the pumps again.
- The Bloomberg Dollar Spot Index fell to its lowest since 12<sup>th</sup> March amid a broad drop by the US dollar against its G10 peer currencies; the dollar gauge traded below its 200-day moving average for first time since that date.

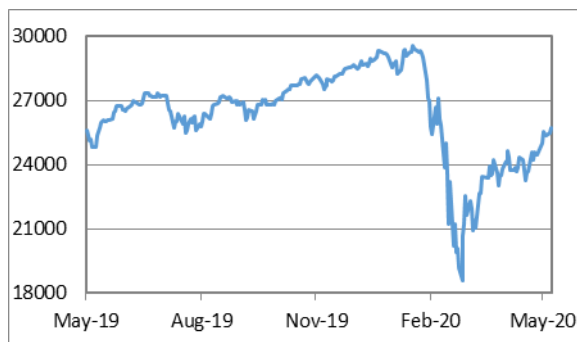
### Upcoming Key Economic Data

Date	Time	Country	Event	Period	Survey	Previous
06/03	16:30	UK	Markit Composite PMI	May	29.1	28.9
06/03	17:00	EU	Unemployment Rate	Apr	8.2%	7.4%
06/03	22:00	US	ISM Non-Manufacturing Index	May	44.4	41.8
06/04	09:30	AU	Retail Sales (MoM)	Apr	-17.9%	8.5%
06/04	20:30	US	Trade Balance	Apr	-\$49.2B	-\$44.4B
06/05	14:00	GE	Factory Orders (MoM)	Apr	-19.9%	-15.6%
06/05	20:30	US	Change in Nonfarm Payrolls	May	-8000K	-20537K
06/08	14:00	GE	Industrial Production (MoM)	Apr	--	-9.2%
06/08	20:15	CA	Housing Starts	May	--	171.3K
06/09	17:00	EU	GDP (YoY)	Q1	--	-3.2%
06/09	22:00	US	Wholesale Inventories (MoM)	Apr	--	0.4%
06/10	09:30	CN	CPI (YoY)	May	2.6%	3.3%
06/10	20:30	US	CPI (MoM)	May	0.0%	-0.8%
06/11	20:30	US	PPI Final Demand (MoM)	May	0.0%	-1.3%

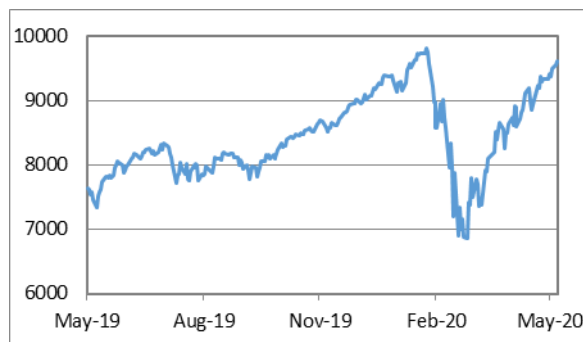
Source: Bloomberg

Daily Market News 每日市場消息

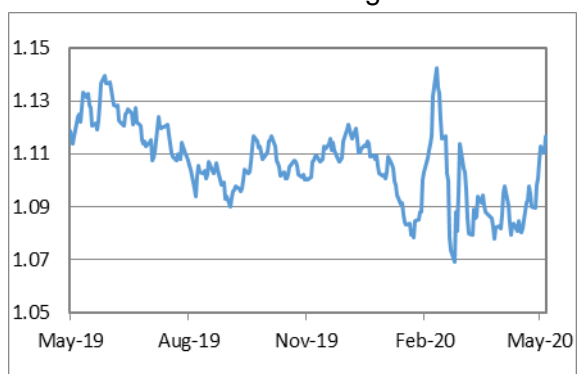
Historical Performance



Dow Jones Industrial Average



NASDAQ Composite Index



EUR/USD Daily Chart



AUD/USD Daily Chart

Source: Bloomberg

Stock Highlights

Stock Name	Stock Code	Previous Closing Price	52-Week High	52-Week Low	Daily Price Change (%)	Year-to-date Price Change (%)
HSBC Holdings	0005	37.20	65.80	35.00	+1.64%	-38.87%
HKEX	0388	288.00	288.60	206.00	+1.84%	+13.83%
Tencent Holdings Ltd.	0700	430.40	447.00	312.20	+0.33%	+14.59%
China Construction Bank	0939	6.31	6.85	5.55	+0.32%	-6.24%
ALIBABA	9988	200.00	227.40	167.60	-1.38%	-3.47%

Source: Bloomberg

Daily Market News 每日市場消息

The information contained in this website is provided by The Bank of East Asia, Limited ("BEA") and is not intended as an offer or solicitation for the purchase and sale of any securities. The securities as listed above are random selections among all stocks as listed in The Stock Exchange of Hong Kong Limited. The contents hereof are intended for information purpose only, and may be subject to change without further notice. The information in this website is based upon information, which BEA considers reliable, but accuracy or completeness is not guaranteed. The information in this website does not take into account of the objectives, financial situation or needs of any particular investor. The information is not recommendation of BEA or its affiliates. BEA, any of its officers or employees will not accept any responsibility or liability whatsoever for any use of or reliance upon any information contained in this website. BEA along with its affiliates and/or persons associated with any of them may from time to time have interests in the securities mentioned in this website. BEA, its directors, employees, associates, subsidiaries and/or affiliates may have positions in, and may effect transactions in securities mentioned herein and may also perform or seek to perform broking, investment banking and other banking services for these companies. Past performance does not guarantee future results. Certain high-volatility investments can be subject to sudden and large falls in value that could equal the amount invested. Investors should therefore, before investing based on the information contained in this website, consider its appropriateness, having regard to their objectives, financial situation and needs. The information contained in this website is not directed to, or intended for distribution to or use by, any person or entity who is a citizen or resident of, or located in, any locality, state, country or other jurisdiction, where such distribution, publication, availability or use would be contrary to law and regulation of that jurisdiction or which would subject BEA, its directors, employees, associates, subsidiaries and/or affiliates to any registration or licensing requirement within such jurisdiction. The English version of this website may not be a complete translation of its Chinese version.