

## Daily Market News 每日市場消息

### Daily Market News

14<sup>th</sup> November, 2019

- The Dow Jones Industrial Average rose 92.10 points, or 0.33%, to 27,783.59, while the NASDAQ composite fell 3.99 points, or 0.05%, to 8,482.10.
- US stocks edged higher on Wednesday. Investors remained skittish about whether China and the US will be able to hash out a partial trade deal. The US dollar rose, as did US Treasuries.
- Technology shares slipped after a report said that farm purchases have become another of several issues in negotiations between China and the US. The Dow Jones Industrial Average reached a record high as Walt Disney Co. surged following the debut of its streaming service.
- US Federal Reserve chairman Jerome Powell said that the current stance of monetary policy is likely to be sufficient provided that the economy stays on track, but he also warned that there are “noteworthy risks” to the record expansion in the US.
- The US core consumer price index, which excludes volatile food and energy costs, rose by 2.3% in October from a year earlier, lower than the market forecast. Despite fresh tariffs on Chinese goods, the price rises may still be slow to reach the Federal Reserve’s target even after interest-rate cuts this year.
- Americans increased their borrowing for the 21st straight quarter as more households took out loans to buy homes or refinance existing mortgages. According to a report from the Federal Reserve Bank of New York, total US household debt rose to US\$13.95 trillion in the third quarter, higher than the previous peak of US\$1.3 trillion in 2008.
- The Reserve Bank of New Zealand unexpectedly left its benchmark interest rate unchanged yesterday. The New Zealand dollar outperformed the major currencies after the rate decision announcement.
- The UK’s consumer price index fell by 0.2% in October from a month earlier, more than the expectation of a drop of 0.1%.
- The price of oil advanced for the first time in three days in New York after a report that OPEC projects a potential reduction in supply from outside of the group.

### Upcoming Key Economic Data

Date	Time	Country	Event	Period	Survey	Previous
11/14	17:00	UK	Retail Sales Ex Auto Fuel (YoY)	Oct	3.4%	3.0%
11/14	18:00	EC	GDP SA (QoQ)	Q3	0.2%	0.2%
11/15	18:00	EC	CPI (MoM)	Oct	0.2%	0.2%
11/15	21:30	US	Retail Sales Advance (MoM)	Oct	0.2%	-0.3%
11/15	22:15	US	Industrial Production (MoM)	Oct	-0.4%	-0.4%
11/18	23:00	US	NAHB Housing Market Index	Nov	71	71
11/19	08:30	AU	RBA Minutes of Policy Meeting	Nov	--	--
11/19	21:30	US	Housing Starts (MoM)	Oct	4.7%	-9.4%
11/20	21:30	CA	CPI (YoY)	Oct	--	1.9%
11/21	03:00	US	FOMC Meeting Minutes	10/30	--	--
11/21	23:00	US	Leading Index	Oct	-0.1%	-0.1%
11/22	17:00	EC	Markit Manufacturing PMI	Nov	--	45.9
11/22	17:00	EC	Markit Services PMI	Nov	--	52.2
11/22	23:00	US	U. of Mich. Sentiment	Nov	--	95.7

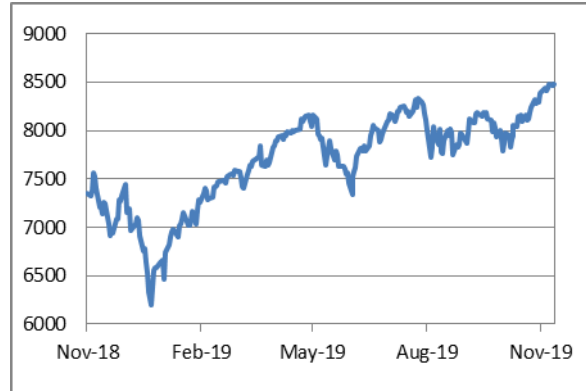
Source: Bloomberg

Daily Market News 每日市場消息

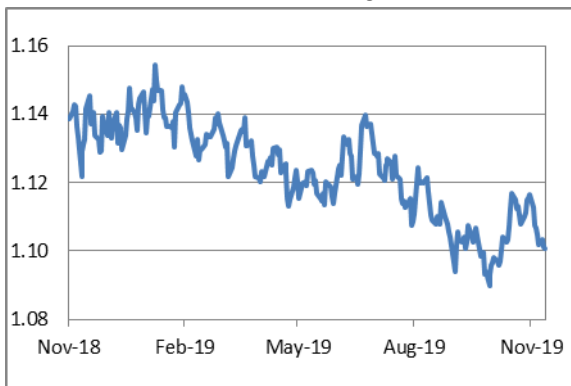
Historical Performance



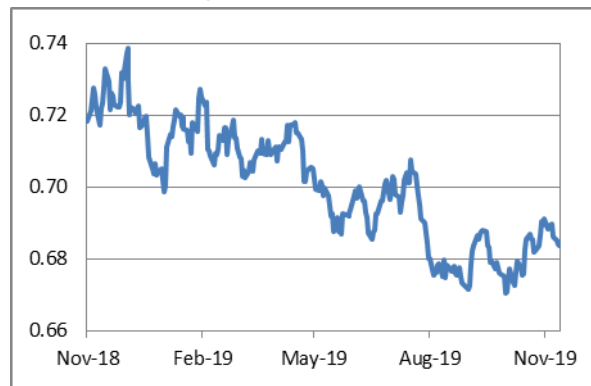
Dow Jones Industrial Average



NASDAQ Composite Index



EUR/USD Daily Chart



AUD/USD Daily Chart

Source: Bloomberg

Stock Highlights

Stock Name	Stock Code	Previous Closing Price	52- Week High	52-Week Low	Daily Price Change (%)	Year-to-date Price Change (%)
HSBC Holdings	0005	58.25	70.50	55.30	-1.35%	-10.11%
HKEX	0388	242.20	286.20	216.20	-2.10%	+6.88%
Tencent Holdings Ltd.	0700	327.40	400.40	259.98	-0.85%	+4.27%
China Construction Bank	0939	6.21	7.21	5.55	-1.58%	-3.87%
Ping An	2318	91.45	98.00	65.95	-1.03%	+32.25%

Source: Bloomberg

Daily Market News 每日市場消息

The information contained in this website is provided by The Bank of East Asia, Limited ("BEA") and is not intended as an offer or solicitation for the purchase and sale of any securities. The securities as listed above are random selections among all stocks as listed in The Stock Exchange of Hong Kong Limited. The contents hereof are intended for information purpose only, and may be subject to change without further notice. The information in this website is based upon information, which BEA considers reliable, but accuracy or completeness is not guaranteed. The information in this website does not take into account of the objectives, financial situation or needs of any particular investor. The information is not recommendation of BEA or its affiliates. BEA, any of its officers or employees will not accept any responsibility or liability whatsoever for any use of or reliance upon any information contained in this website. BEA along with its affiliates and/or persons associated with any of them may from time to time have interests in the securities mentioned in this website. BEA, its directors, employees, associates, subsidiaries and/or affiliates may have positions in, and may effect transactions in securities mentioned herein and may also perform or seek to perform broking, investment banking and other banking services for these companies. Past performance does not guarantee future results. Certain high-volatility investments can be subject to sudden and large falls in value that could equal the amount invested. Investors should therefore, before investing based on the information contained in this website, consider its appropriateness, having regard to their objectives, financial situation and needs. The information contained in this website is not directed to, or intended for distribution to or use by, any person or entity who is a citizen or resident of, or located in, any locality, state, country or other jurisdiction, where such distribution, publication, availability or use would be contrary to law and regulation of that jurisdiction or which would subject BEA, its directors, employees, associates, subsidiaries and/or affiliates to any registration or licensing requirement within such jurisdiction. The English version of this website may not be a complete translation of its Chinese version.