

## Daily Market News 每日市場消息

### Daily Market News

13<sup>th</sup> November, 2019

- The Dow Jones Industrial Average stayed unchanged and closed at 27,691.49, while the NASDAQ composite rose 21.81 points, or 0.26%, to 8,486.09.
- US stocks edged higher as investors measured the likelihood of a partial trade deal between China and the US. US president Donald Trump said that no agreement would mean significant tariff increases.
- Facebook Inc. surged as it announced a new payment feature. Walt Disney Co. rose after its much-anticipated streaming service debuted.
- The Federal Reserve Bank of Philadelphia president Patrick Harker said that he was against the US central bank's interest-rate cut last month and he added that officials should now wait and see how the economy evolves before acting again. Harker is not a voter this year on the rate-setting Federal Open Market Committee.
- UK recorded a drop in employment of 58,000 for the 3 months from July to September, the biggest drop since 2015. The job figures provide further evidence that Brexit uncertainty is finally hitting the labour market.
- According to Morgan Stanley, crude prices, which are now trading at about US\$62 a barrel in London, may tumble by almost 30% to US\$45 a barrel if the OPEC and its allies do not announce deeper production cutbacks. Citigroup Inc. and BNP Paribas predict a slide to below US\$50.
- Oil ended slightly lower last night amid concern that US president Donald Trump may expand his trade offensive, multiplying the economic headwinds already threatening global energy demand.
- Safe heavens rose. The Japanese yen and Swiss franc were the top performers among the major currencies. The New Zealand dollar tumbled ahead of the rate decision by the Reserve Bank of New Zealand.

### Upcoming Key Economic Data

Date	Time	Country	Event	Period	Survey	Previous
11/13	17:30	UK	CPI (MoM)	Oct	-0.1%	0.1%
11/13	21:30	US	CPI (MoM)	Oct	0.3%	0.0%
11/14	08:30	AU	Unemployment Rate	Oct	5.2%	5.2%
11/14	10:00	CN	Retail Sales (YoY)	Oct	7.8%	7.8%
11/14	17:00	UK	Retail Sales Ex Auto Fuel (YoY)	Oct	3.4%	3.0%
11/14	18:00	EC	GDP SA (QoQ)	Q3	0.2%	0.2%
11/15	18:00	EC	CPI (MoM)	Oct	0.2%	0.2%
11/15	21:30	US	Retail Sales Advance (MoM)	Oct	0.2%	-0.3%
11/15	22:15	US	Industrial Production (MoM)	Oct	-0.4%	-0.4%
11/18	23:00	US	NAHB Housing Market Index	Nov	71	71
11/19	08:30	AU	RBA Minutes of Policy Meeting	Nov	--	--
11/19	21:30	US	Housing Starts (MoM)	Oct	4.3%	-9.4%
11/21	03:00	US	FOMC Meeting Minutes	10/30	--	--
11/22	23:00	US	Leading Index	Oct	-0.1%	-0.1%

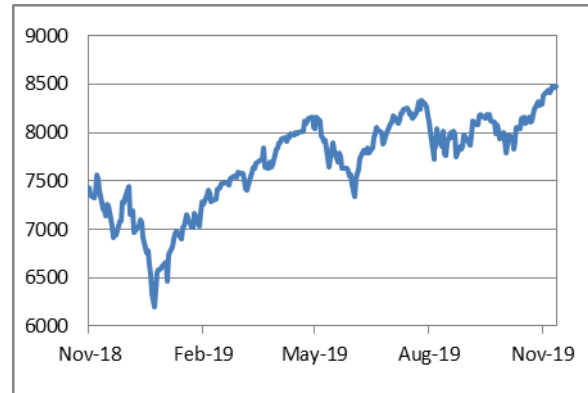
Source: Bloomberg

Daily Market News 每日市場消息

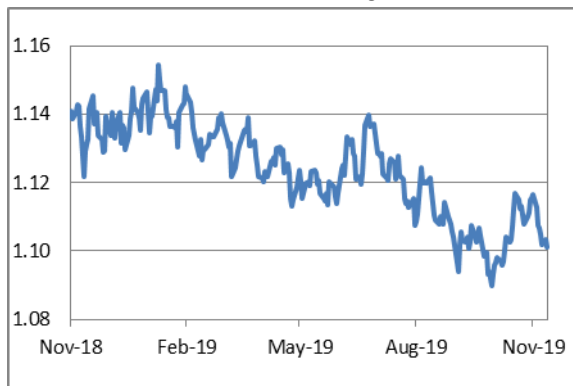
Historical Performance



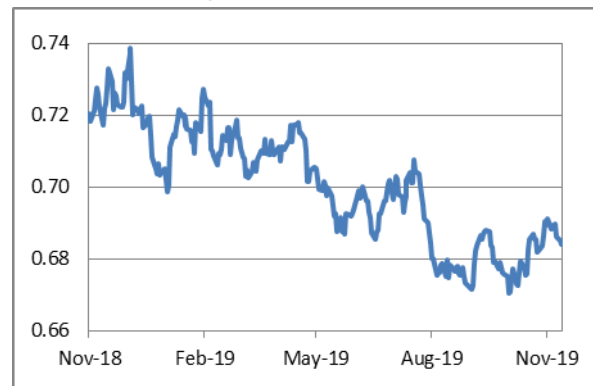
Dow Jones Industrial Average



NASDAQ Composite Index



EUR/USD Daily Chart



AUD/USD Daily Chart

Source: Bloomberg

Stock Highlights

Stock Name	Stock Code	Previous Closing Price	52- Week High	52-Week Low	Daily Price Change (%)	Year-to-date Price Change (%)
HSBC Holdings	0005	59.05	70.50	55.30	+0.08%	-8.87%
HKEX	0388	247.40	286.20	216.20	+0.49%	+9.18%
Tencent Holdings Ltd.	0700	330.20	400.40	259.98	+2.23%	+5.16%
China Construction Bank	0939	6.31	7.21	5.55	+0.64%	-2.32%
Ping An	2318	92.40	98.00	65.95	+0.22%	+33.62%

Source: Bloomberg

Daily Market News 每日市場消息

The information contained in this website is provided by The Bank of East Asia, Limited ("BEA") and is not intended as an offer or solicitation for the purchase and sale of any securities. The securities as listed above are random selections among all stocks as listed in The Stock Exchange of Hong Kong Limited. The contents hereof are intended for information purpose only, and may be subject to change without further notice. The information in this website is based upon information, which BEA considers reliable, but accuracy or completeness is not guaranteed. The information in this website does not take into account of the objectives, financial situation or needs of any particular investor. The information is not recommendation of BEA or its affiliates. BEA, any of its officers or employees will not accept any responsibility or liability whatsoever for any use of or reliance upon any information contained in this website. BEA along with its affiliates and/or persons associated with any of them may from time to time have interests in the securities mentioned in this website. BEA, its directors, employees, associates, subsidiaries and/or affiliates may have positions in, and may effect transactions in securities mentioned herein and may also perform or seek to perform broking, investment banking and other banking services for these companies. Past performance does not guarantee future results. Certain high-volatility investments can be subject to sudden and large falls in value that could equal the amount invested. Investors should therefore, before investing based on the information contained in this website, consider its appropriateness, having regard to their objectives, financial situation and needs. The information contained in this website is not directed to, or intended for distribution to or use by, any person or entity who is a citizen or resident of, or located in, any locality, state, country or other jurisdiction, where such distribution, publication, availability or use would be contrary to law and regulation of that jurisdiction or which would subject BEA, its directors, employees, associates, subsidiaries and/or affiliates to any registration or licensing requirement within such jurisdiction. The English version of this website may not be a complete translation of its Chinese version.