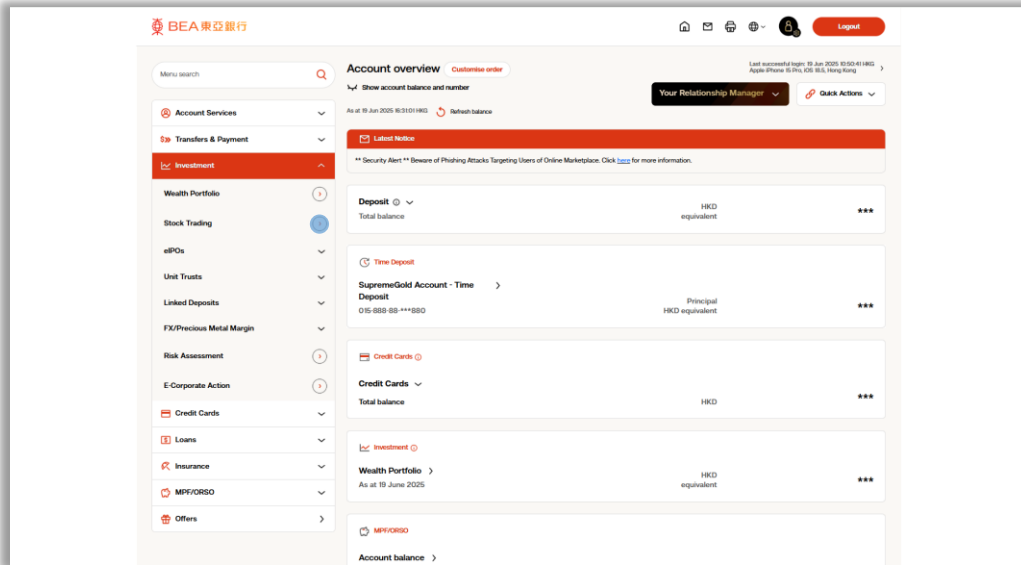


BEA Online Stock Trading Platform User Manual

Table of Contents

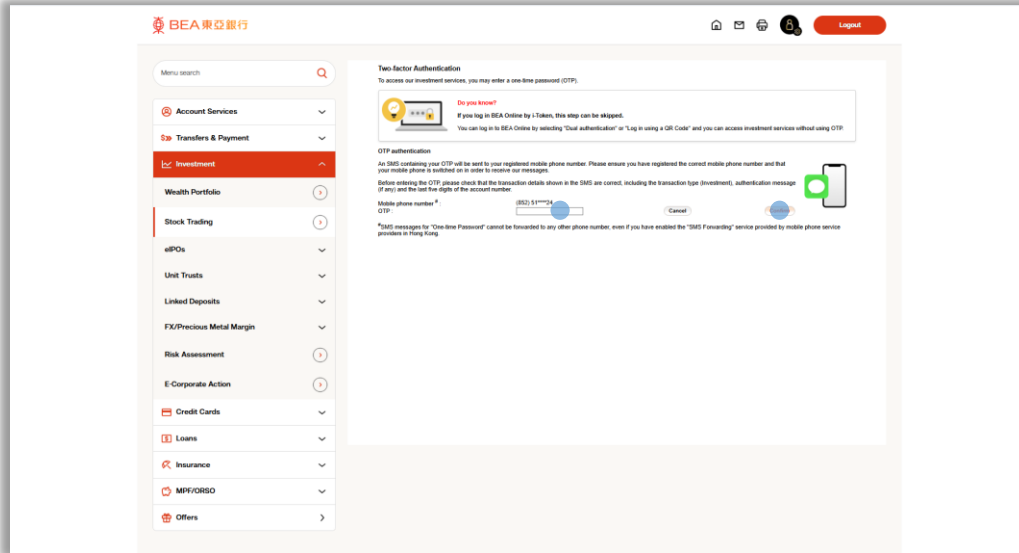
1. Enter Platform	P. 2-3
2. Activate US market trading	P. 4-5
3. Trade	P. 6-8
4. View Order Status	P. 9
5. Modify Order	P. 10-12
6. Cancel Order	P. 13-14
7. Transaction History	P.15
8. Portfolio	P.16
9. Stock Quote	P.17-19
10. News	P.20
11. Settings	P.21
12. Important Information	P.22

BEA Online Stock Trading Platform – 1.Enter Platform



- 1 • Log in “BEA Online”
• Select “Stock Trading”

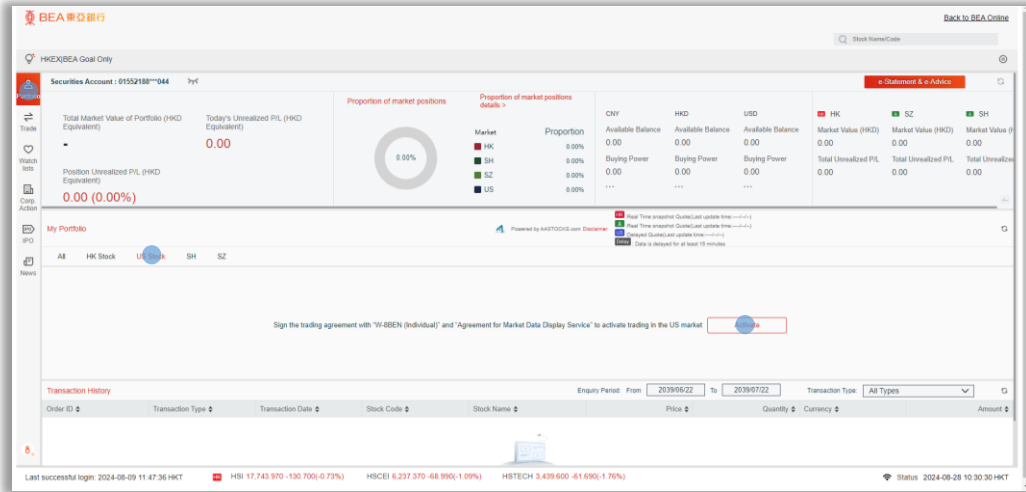
BEA Online Stock Trading Platform – 1.Enter Platform



- 2 • Enter the one time password (“OTP”) sent to you
- Select “Confirm”

(You can log in to BEA Online by selecting “Dual authentication” or “Log in using a QR Code” and you can access investment services without using OTP.)

BEA Online Stock Trading Platform – 2. Activate US market trading



- 1 • Select “Portfolio”
• Select “US Stock”
• Select “Activate” for US market trading

BEA Online Stock Trading Platform – 2. Activate US market trading

The screenshot displays the BEA Online Stock Trading Platform interface. A modal window titled "W-8BEN Substitute Form" is centered on the screen, prompting the user to complete the form to trade U.S. stocks. The form includes a "Sign the trading agreement" section with two radio buttons: "No, I am not a U.S. citizen nor U.S. person" (selected) and "Yes, I am a U.S. citizen or other U.S. person". Below the form, there is a "Transaction History" table with columns for Order ID, Transaction Type, Transaction Date, Stock Code, Stock Name, Buy/Sell Period, Price, Quantity, and Amount. The bottom of the screen shows the user's account balance and the current date and time.

BEA 東亞銀行

Securities Account : 010521087044

Total Unsettled P/L (USD Equivalent)

0.00 (0.00%)

My Portfolio

Market	HK Stock	US Stock	SH	SZ
Market Value (USD)	0.00	0.00	0.00	0.00
Total Unsettled P/L	0.00	0.00	0.00	0.00

Sign the trading agreement

Transaction History

Order ID	Transaction Type	Transaction Date	Stock Code	Stock Name	Buy/Sell Period	Price	Quantity	Commit	Amount
----------	------------------	------------------	------------	------------	-----------------	-------	----------	--------	--------

Last successful login: 2024-08-28 11:47:36 HKT

SH 1 2,838,900 -0.75% -0.34%

SH 300 3,242,860 -23.47% -0.58%

SZ 39001 6,084,870 -48.89% -0.80

2024-08-28 10:30:05 HKT

- 2 • Follow instructions to complete W-8BEN Substitute Form

BEA Online Stock Trading Platform – 3.Trade

The screenshot displays the BEA Online Stock Trading Platform interface. The top navigation bar includes the BEA logo and a search bar. The main content area is divided into several sections:

- Portfolio:** A table showing the user's current holdings. It includes columns for Stock Code, Stock Name, Price, Change %, Bid, Ask, Quantity, Available Qty, Market Value, Average Unit, Unrealized P/L, and Today's Turnover. The table lists three stocks: NT PHARMA, CAM HS TECH, and ProShare UltraPro Short GOO.
- Watchlist:** A table showing stocks the user is watching. It includes columns for Stock Code, Stock Name, Price, Change %, Bid, Ask, Quantity, Available Qty, Market Value, Average Unit, Unrealized P/L, and Today's Turnover. The table lists three stocks: NT PHARMA, CAM HS TECH, and ProShare UltraPro Short GOO.
- Order Entry:** A section for entering new orders. It includes a dropdown for Market, a dropdown for Order Type, and input fields for Price, Quantity, and Order Type. The "Buy" button is highlighted.
- Order History:** A table showing the user's recent orders. It includes columns for Order ID, Market, Buy/Sell, Stock Code, Stock Name, Cu, Price, Quantity, Filled Quantity, and Order Type. The table lists two orders: a Buy order for NT PHARMA and a Buy order for NT PHARMA.
- Right Panel:** A section showing the user's Total Portfolio Value (5,665.23), Today's Unrealized P/L (0.00), and Position Unrealized P/L (HKD Equivalent) (+3,190.21 (60.00%)). It also displays a list of orders with columns for Order ID, Price, Quantity, and Status.

- 1 • Enter “Stock Trading Platform”
• Select “Trade”

BEA Online Stock Trading Platform – 3.Trade

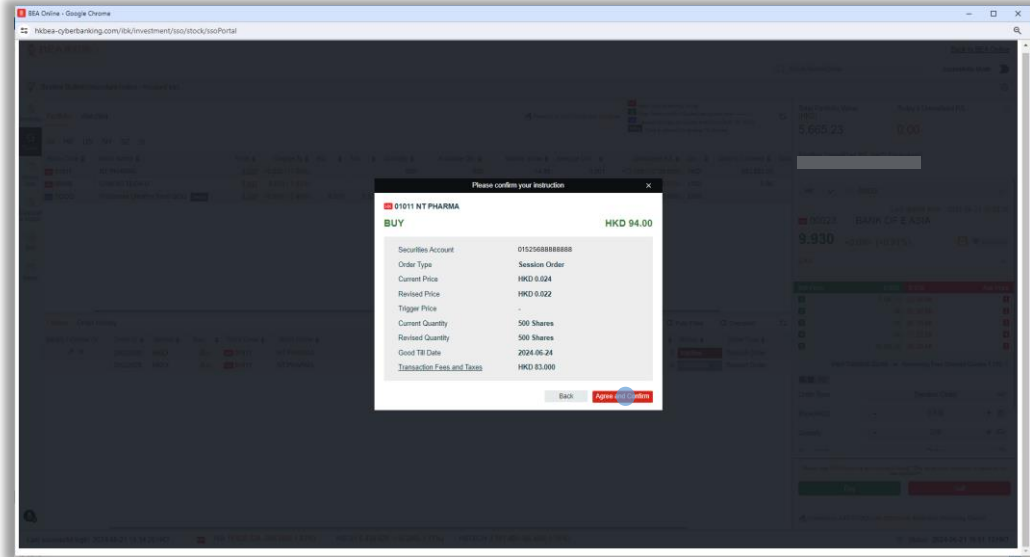
The screenshot displays the BEA Online Stock Trading Platform interface. The top navigation bar includes the BEA logo and a search bar. The main content area is divided into several sections:

- Portfolio:** A table showing the user's current holdings, including stock codes, names, prices, and quantities.
- Watchlist:** A table showing stocks the user is watching, including stock codes, names, prices, and quantities.
- Orders:** A table showing the user's current orders, including order IDs, stock codes, names, prices, and quantities.
- Order Entry:** A form for entering new orders, including fields for stock code, name, price, quantity, and order type.

The interface is powered by AASTOCKS.com and includes a status bar at the bottom showing the last successful login time and the user's account balance.

- 2 • Enter "Stock Name/Code" to select stocks
- Enter other order information (Order Type, Good Till Date, Price, Quantity)
- Select "Buy" or "Sell"

BEA Online Stock Trading Platform – 3.Trade



- 3 • Check whether the order information is correct on the confirmation page, and then click "Agree and Confirm" to submit the instruction

BEA Online Stock Trading Platform – 4.View Order Status

The screenshot displays the BEA Online Stock Trading Platform interface. The top navigation bar includes the BEA logo and a search bar. The main content area is divided into several sections:

- Portfolio:** A table listing the user's holdings, including stock codes, names, prices, and quantities.
- Order History:** A table showing the user's recent orders, including order IDs, stock codes, prices, and quantities.
- Order Entry:** A form for entering new orders, including fields for stock code, price, quantity, and order type.
- Order Status:** A section showing the status of the user's orders, including a table of order details and a summary of the order's status.

The Order History table shows the following data:

Order ID	Market	Buy/Sell	Stock Code	Stock Name	Cu	Price	Quantity	Filled Quantity	Unfilled Quantity	Average	Status	Order Type
28020230	HKEX	Buy	01011	NT PHARMA	HKD	0.024	500	0	500	0	Session Order	Session Order
28020228	HKEX	Buy	01011	NT PHARMA	HKD	0.022	500	0	0	0	Session Order	Session Order

- 1 • You can check the transaction status in "Order"

BEA Online Stock Trading Platform – 5.Modify Order

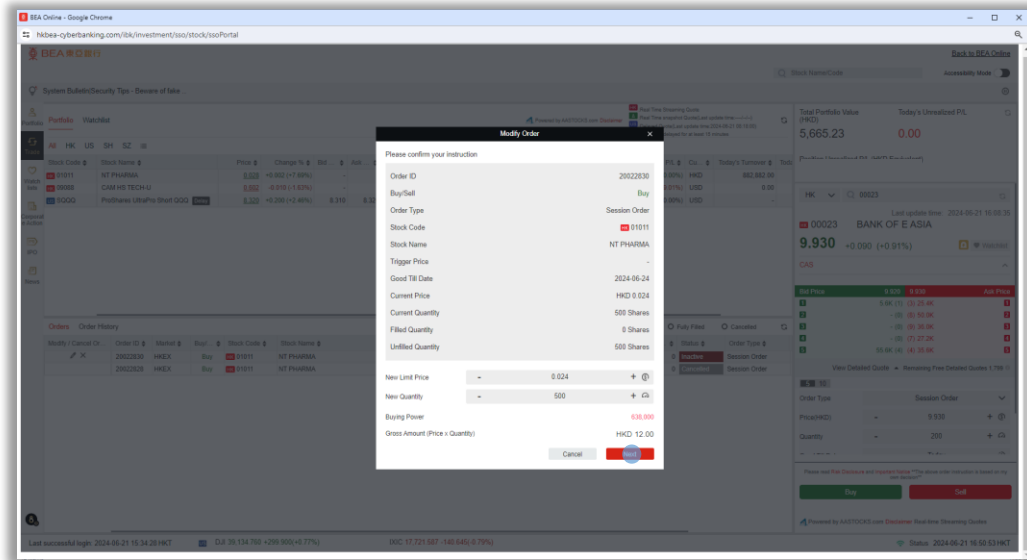
The screenshot displays the BEA Online Stock Trading Platform interface. The top navigation bar includes 'Portfolio' and 'Watchlist' tabs. The main content area is divided into several sections:

- Portfolio:** A table listing stocks with columns for Stock Code, Stock Name, Price, Change %, Bid, Ask, Quantity, Available Qty, Market Value, Average Unit, Unrealized P/L, and Today's Turnover. The table shows three stocks: NT PHARMA, CAM HS TECH, and ProShare Ultra Short GOO.
- Orders:** A section for managing orders, including a table for 'Order History' and a 'Modify Order' form.
- Modify Order Form:** A form for modifying an order, with fields for Order ID, Market, Buy/Sell, Stock Code, Stock Name, Cu, Price, Quantity, Filled Quantity, and Order Type. The form includes a 'Buy' button and a 'Sell' button.

The 'Modify Order' form is currently active, showing details for a buy order for NT PHARMA. The form includes a 'Buy' button and a 'Sell' button.

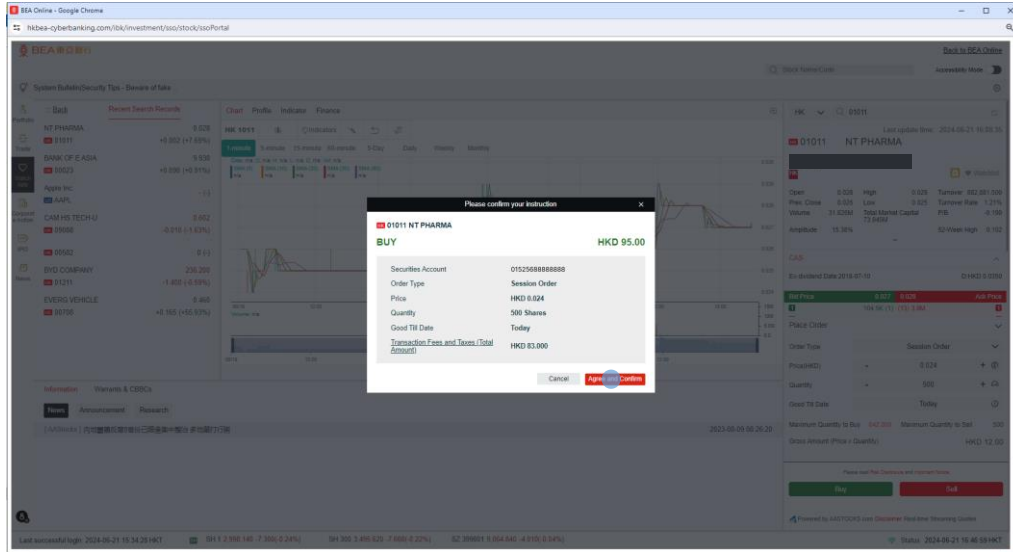
- 1 • You can modify orders that are not yet effect on "Orders"
- Select the "Modify" icon

BEA Online Stock Trading Platform – 5.Modify Order



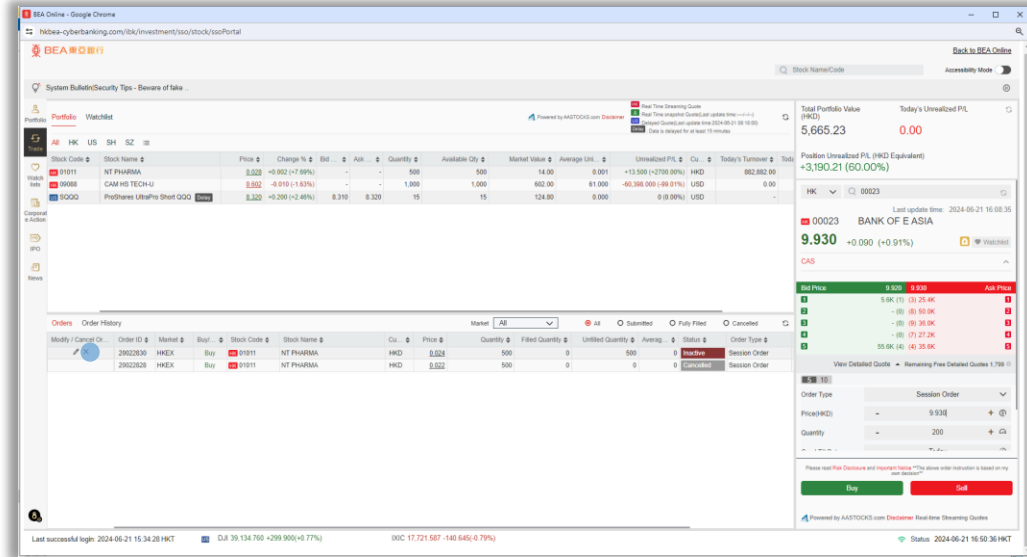
- 2 • Modify order information (Price, Quantity)
- Select "Next"

BEA Online Stock Trading Platform – 5.Modify Order



③ • Select "Agree and Confirm"

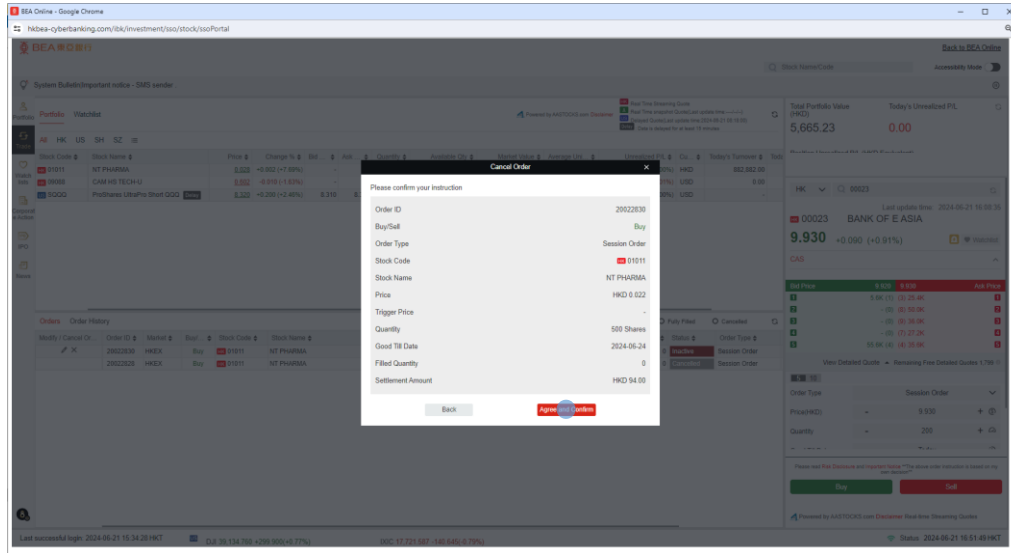
BEA Online Stock Trading Platform – 6.Cancel Order



The screenshot displays the BEA Online Stock Trading Platform interface. The main section shows a list of orders with columns for Order ID, Market, Buy/Sell, Stock Code, Stock Name, Cu, Price, Quantity, Filled Quantity, and Status. The status of the selected order is 'Cancelled'. The right sidebar shows the 'Bank of E Asia' stock with a price of 9.930 and a status of 'Cancelled'.

- 1 • You can cancel orders that are not yet effect on "Orders"
• Select the "Cancel" icon

BEA Online Stock Trading Platform – 6.Cancel Order



2 • Select "Agree and Confirm"

BEA Online Stock Trading Platform – 7. Transaction History

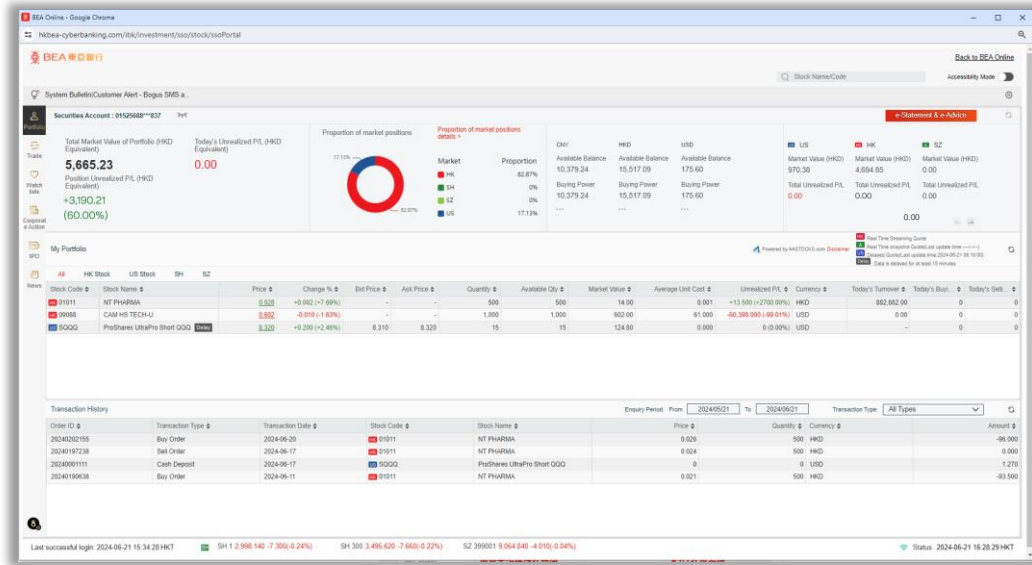
The screenshot displays the BEA Online Stock Trading Platform interface. The top navigation bar includes the BEA logo and a search bar. The main content area is divided into several sections:

- Portfolio:** A table showing the user's current holdings, including stock codes, names, prices, and quantities.
- Order History:** A table showing the user's recent trading orders, including order IDs, market codes, buy/sell status, stock codes, names, quantities, and execution status.
- Order Entry Form:** A form on the right side of the screen for entering new orders, including fields for order type, price, quantity, and good till date.

The Order History table shows a list of orders with columns for Order ID, Market, Buy/Sell, Stock Code, Stock Name, Cu, Ord., Quantity, Filled Quantity, Unfilled Quantity, Averag., Status, and Order Type. The table includes a filter for "Submitted" orders and a date range selector.

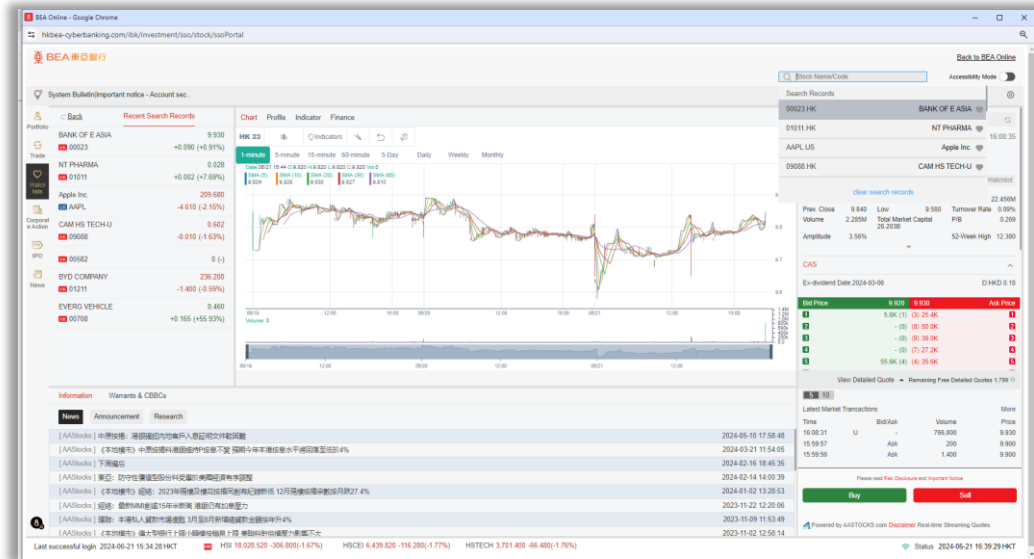
- 1 • You can view the transaction records in "Order History"

BEA Online Stock Trading Platform – 8.Portfolio



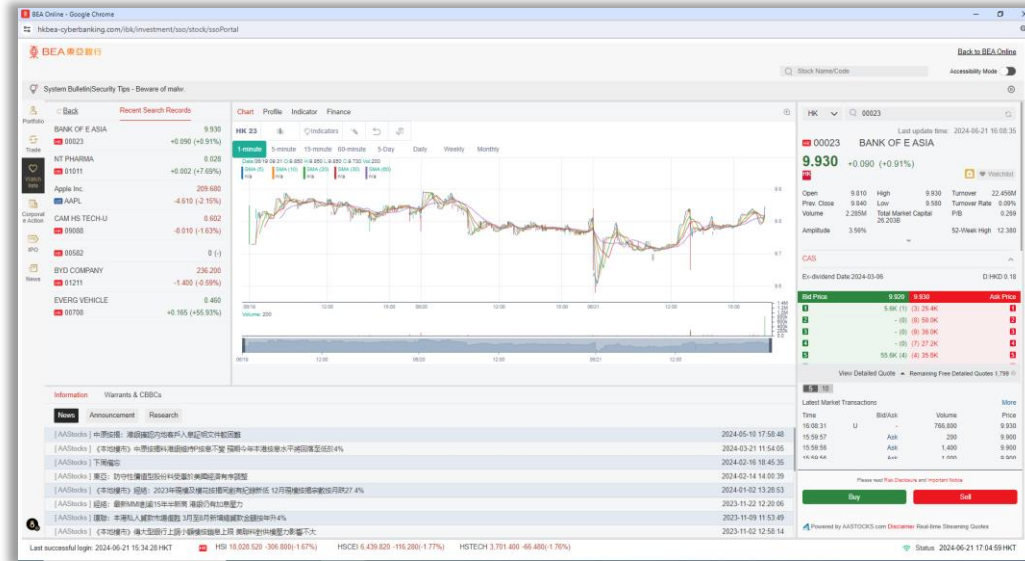
- 1 • You can check the stocks held in your investment account on the "Portfolio"

BEA Online Stock Trading Platform – 9. Stock Quote



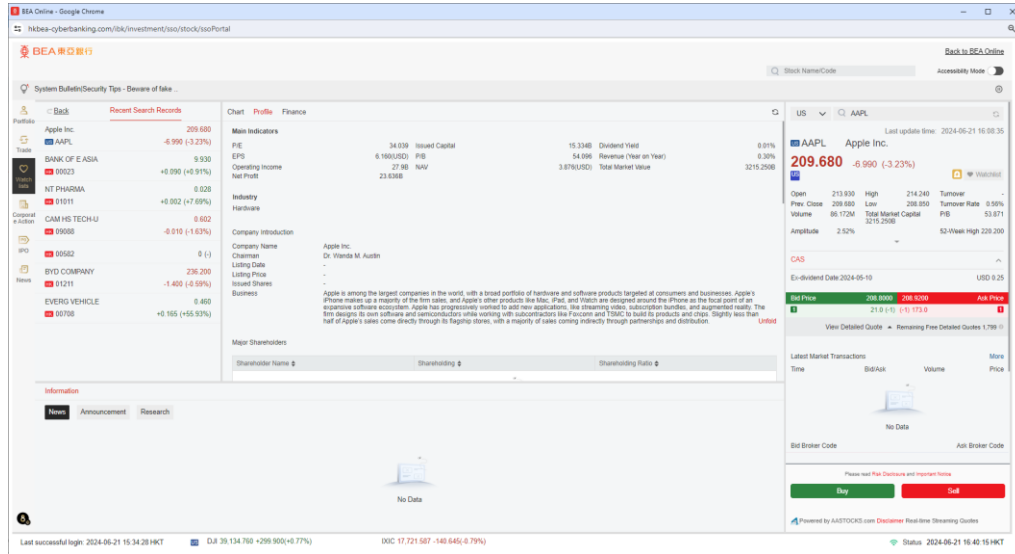
- 1 • Enter "stock name/code" to search for stocks
- Select the stock you want to enquire
- You can also click the "Heart" icon to add stocks to the "Select" group and track the stocks you are interested in

BEA Online Stock Trading Platform – 9. Stock Quote



2 • View detailed stock quotes

BEA Online Stock Trading Platform – 9. Stock Quote



- 3 • View stock information in "Profile" and "Finance", such as main indicators, company introduction, company directors, financial information, etc.

BEA Online Stock Trading Platform – 10.News



- 1 • Select "News" to view the latest market information and company news

BEA Online Stock Trading Platform – 11.Settings

The screenshot displays the BEA Online Stock Trading Platform interface. On the left, a sidebar menu is visible with the 'Settings' icon highlighted. The main content area shows a 'Watchlist' table with columns for Stock Code, Stock Name, Price, Change %, Bid, Ask, Quantity, and Available Qty. Below the watchlist, the 'Settings' menu is expanded, listing various options such as Price Change Colour, Saved News, Price Alerts, Calculator, e-Forms, Important Information, Contact Us, and App Version. The right side of the interface shows a 'Total Portfolio Value' of 5,665.23 and a 'Today's Unrealized P/L' of 0.00. A detailed view for 'BANK OF E ASIA' (00023) is shown, including its current price of 9.930 and a bid/ask spread.

- 1 • Select the "Settings" icon in the lower left corner
- You can change settings such as "Price Alerts" and "Price Change Colour" according to your personal preferences on "Settings"

BEA Online Stock Trading Platform – 12.Important Information

The screenshot displays the BEA Online Stock Trading Platform interface. The top navigation bar includes the BEA logo and a search bar. The main content area is divided into several sections:

- System Bulletin/Important notice - Account sec.**: A section for important notices.
- Portfolio**: A table showing the user's portfolio with columns for Stock Code, Stock Name, Price, Change %, Bid, Ask, Quantity, Available Qty, Market Value, Average Uts, Unrealized P/L, and Today's Turnover. The table lists several stocks, including 000001, 000002, and 000003.
- Watchlist**: A section for monitoring specific stocks.
- Settings**: A sidebar menu with options like Price Change Colour, Saved News, Price Alerts, Calculator, e-Forms, Important Information, Contact Us, and App Version.
- Order Entry**: A section for placing orders, including fields for Order Type, Price, Quantity, and buttons for Buy and Sell.
- Account Information**: A section showing account details and a list of links for Terms of service and Disclaimer, Privacy Policy Statement, Personal Information Collection (Customers) Statement, FAQ for BEA SmaTrade and BEA Online Stock Trading platform, Security Tips, Acknowledgement of Consent under HKD, OTOR and FIN, Application for Northbound Trading under Shanghai-Hong Kong Stock Connect and Shenzhen-Hong Kong Stock Connect Trading Services, W-BEN (Individual) and Agreement for Market Data Display Service, and Bank Charges (SupremeGold).

- 1 • You can check important information such as terms and conditions, FAQs, security tips and bank charges on "Important Information".