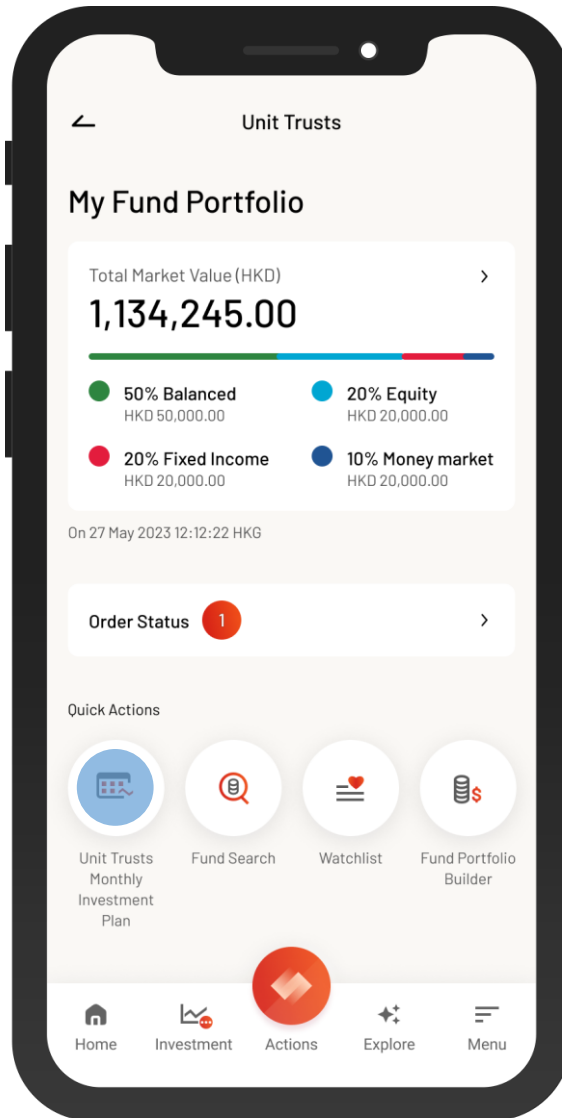


# BEA Mobile – Unit Trusts Monthly Investment Plan

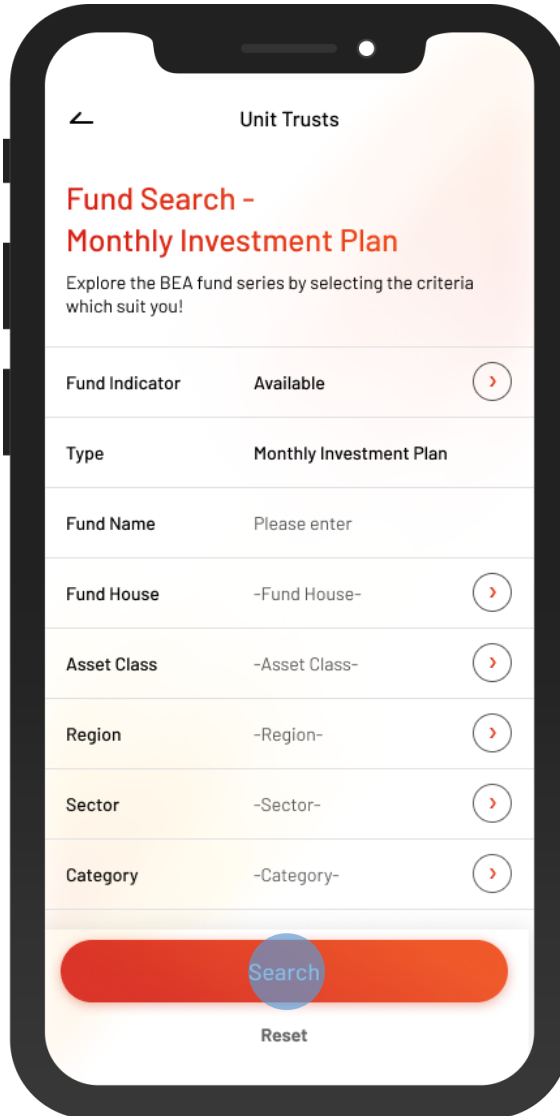


- 1 • Log in BEA Mobile with i-Token  
• Go to “Menu” > “Investment” > “Unit Trusts”  
• Select “Unit Trusts Monthly Investment Plan”

# BEA Mobile – Unit Trusts Monthly Investment Plan

---

---



Unit Trusts

### Fund Search - Monthly Investment Plan

Explore the BEA fund series by selecting the criteria which suit you!

|                |                         |   |
|----------------|-------------------------|---|
| Fund Indicator | Available               | > |
| Type           | Monthly Investment Plan |   |
| Fund Name      | Please enter            |   |
| Fund House     | -Fund House-            | > |
| Asset Class    | -Asset Class-           | > |
| Region         | -Region-                | > |
| Sector         | -Sector-                | > |
| Category       | -Category-              | > |

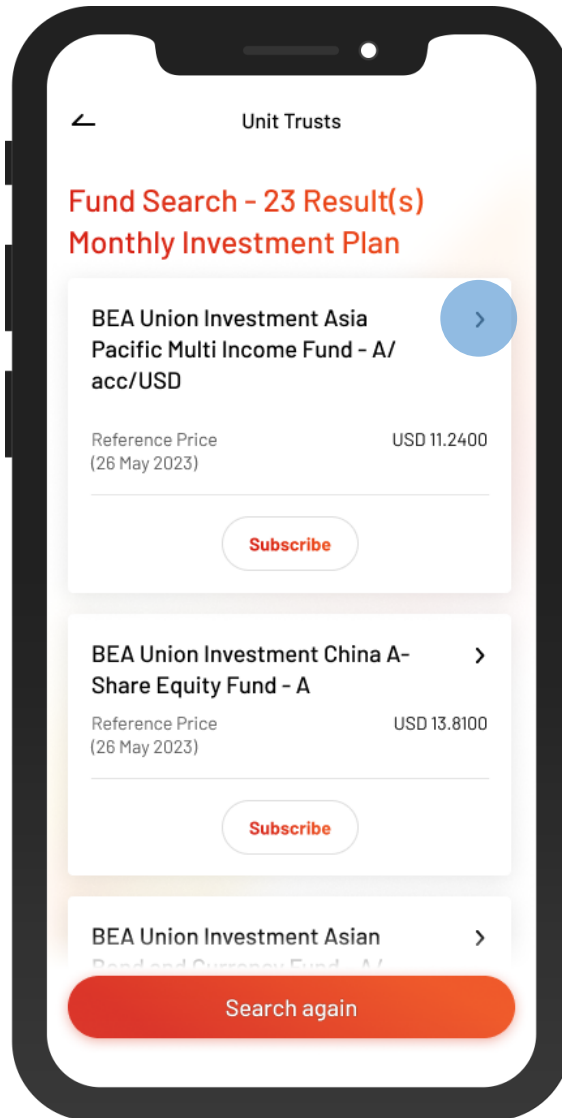
Search

Reset

- 2 • Input the search criteria(s), and then select “Search”



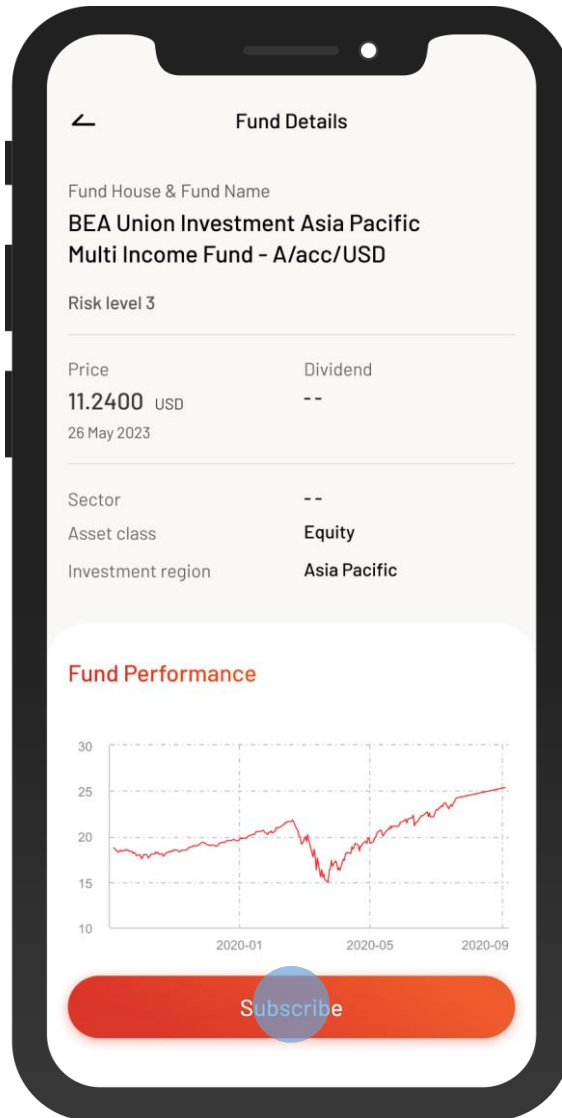
# BEA Mobile – Unit Trusts Monthly Investment Plan



- 3 • Select a fund to view the details

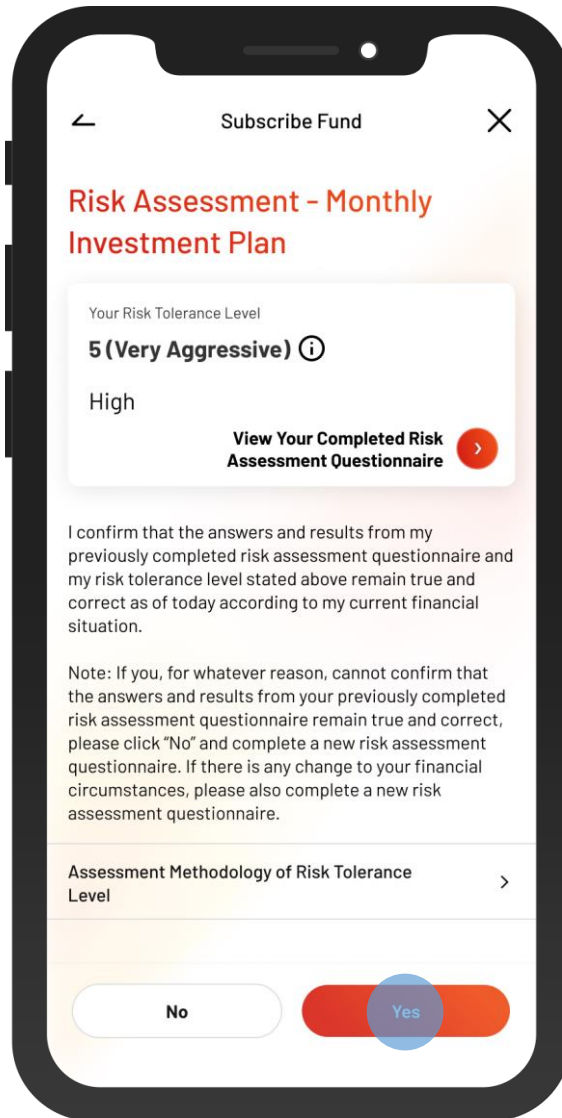


# BEA Mobile – Unit Trusts Monthly Investment Plan



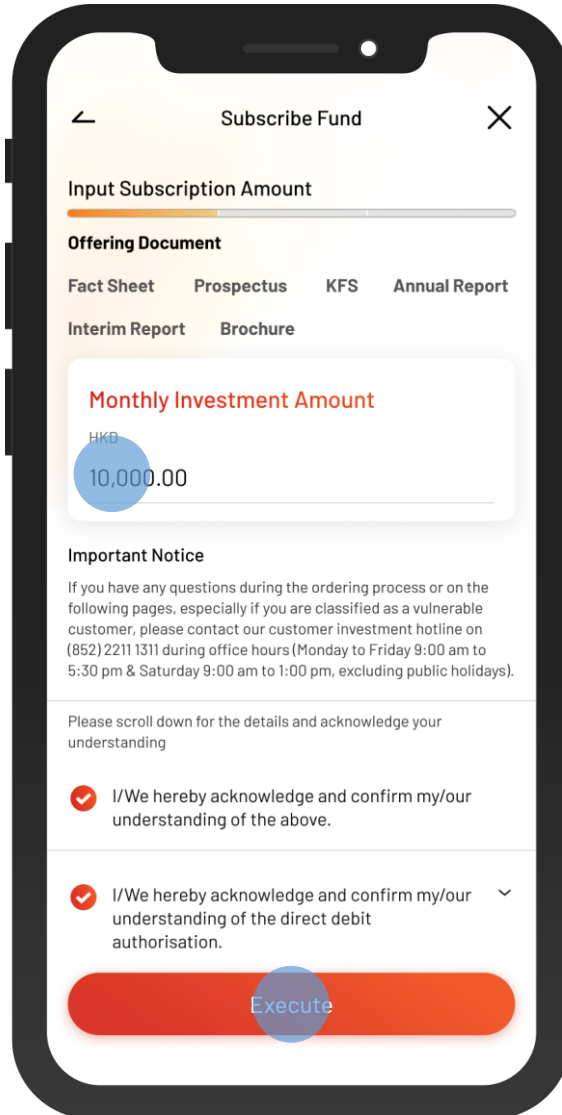
- 4 • View the fund details, and then select “Subscribe”

# BEA Mobile – Unit Trusts Monthly Investment Plan



- 5 • Review your risk assessment, and then select "Yes" to confirm

# BEA Mobile – Unit Trusts Monthly Investment Plan



← Subscribe Fund ×

Input Subscription Amount

Offering Document

Fact Sheet Prospectus KFS Annual Report

Interim Report Brochure

Monthly Investment Amount

HKD 10,000.00

Important Notice

If you have any questions during the ordering process or on the following pages, especially if you are classified as a vulnerable customer, please contact our customer investment hotline on (852) 2211 1311 during office hours (Monday to Friday 9:00 am to 5:30 pm & Saturday 9:00 am to 1:00 pm, excluding public holidays).

Please scroll down for the details and acknowledge your understanding

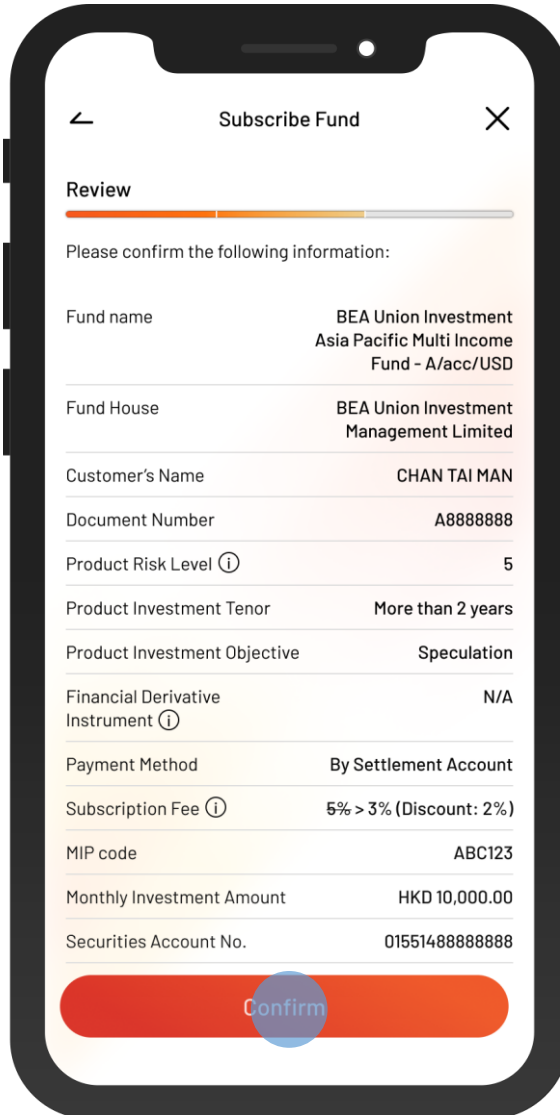
I/We hereby acknowledge and confirm my/our understanding of the above.

I/We hereby acknowledge and confirm my/our understanding of the direct debit authorisation.

Execute

- 6 • Input the “Monthly Investment Amount” and tick the acknowledgement checkboxes (if any)
- Select “Execute”

# BEA Mobile – Unit Trusts Monthly Investment Plan



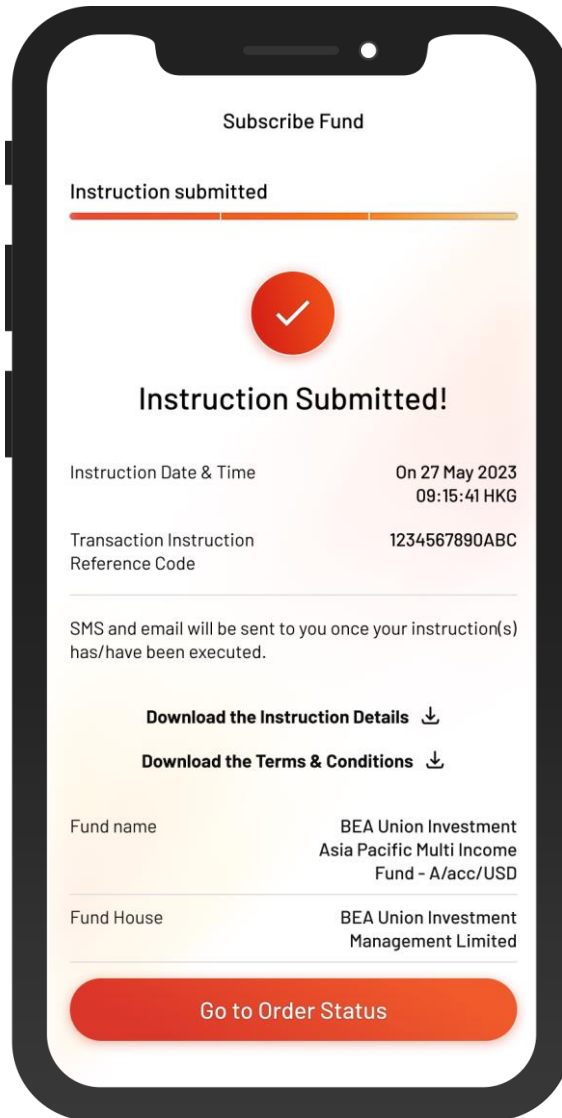
The screenshot shows the 'Subscribe Fund' screen in the BEA Mobile app. The screen is titled 'Subscribe Fund' and has a back arrow on the left and a close 'X' on the right. Below the title is a 'Review' section with a progress bar. The main content is a list of subscription details to be confirmed:

|                                      |   |
|--------------------------------------|---|
| Fund name                            | BEA Union Investment<br>Asia Pacific Multi Income<br>Fund - A/acc/USD |
| Fund House                           | BEA Union Investment<br>Management Limited                            |
| Customer's Name                      | CHAN TAI MAN  |
| Document Number                      | A8888888  |
| Product Risk Level ⓘ                 | 5   |
| Product Investment Tenor             | More than 2 years   |
| Product Investment Objective         | Speculation   |
| Financial Derivative<br>Instrument ⓘ | N/A   |
| Payment Method                       | By Settlement Account   |
| Subscription Fee ⓘ                   | 5% > 3% (Discount: 2%)  |
| MIP code                             | ABC123  |
| Monthly Investment Amount            | HKD 10,000.00   |
| Securities Account No.               | 01551488888888  |

At the bottom of the screen is a large red button labeled 'Confirm'.

- 7 • Review the instruction details and tick the acknowledgement checkboxes (if any)
- Select “Confirm”

# BEA Mobile – Unit Trusts Monthly Investment Plan



**8** • Your instruction is submitted