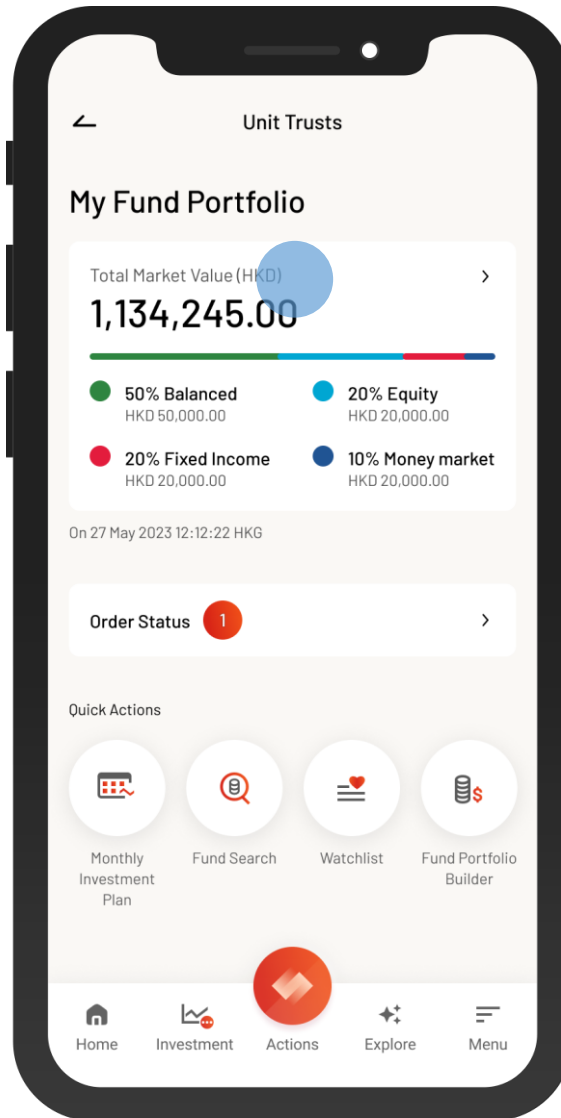
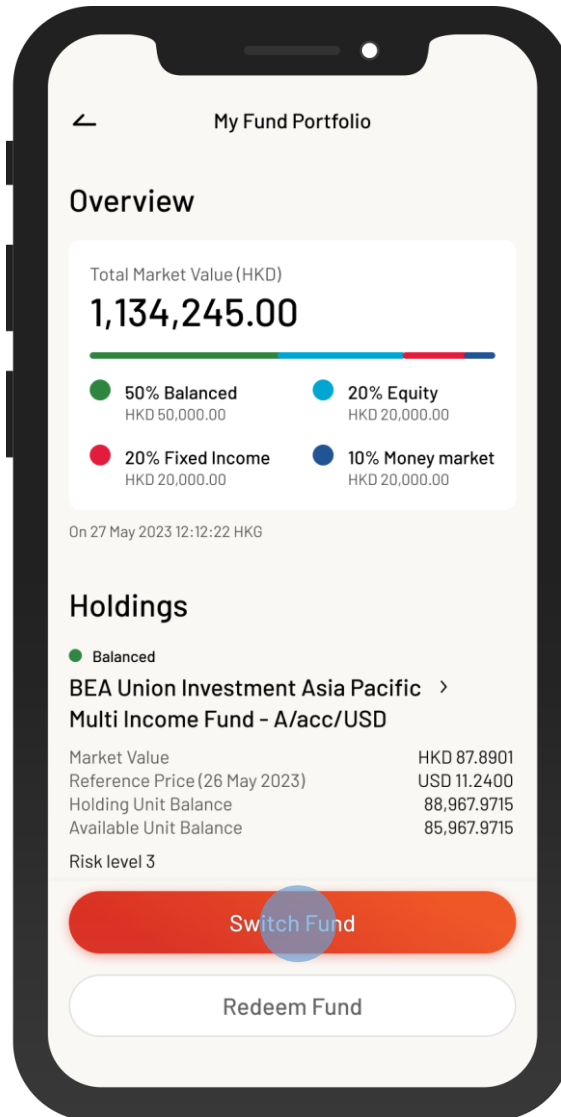


BEA Mobile – Fund Switching



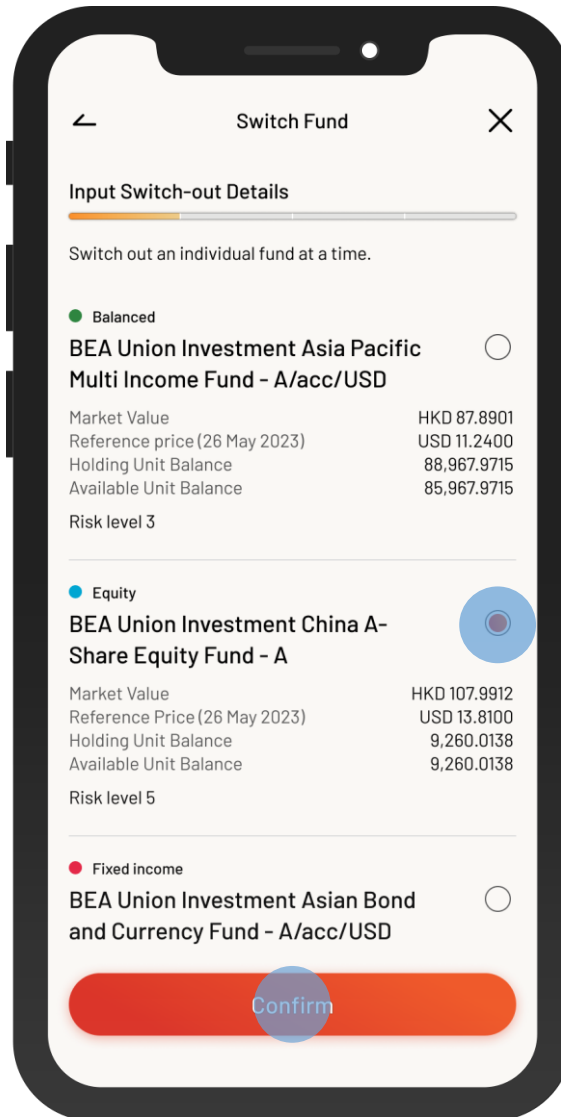
- 1 • Log in BEA Mobile with i-Token
- Go to “Menu” > “Investment” > “Unit Trusts”
- Select “My Fund Portfolio”

BEA Mobile – Fund Switching



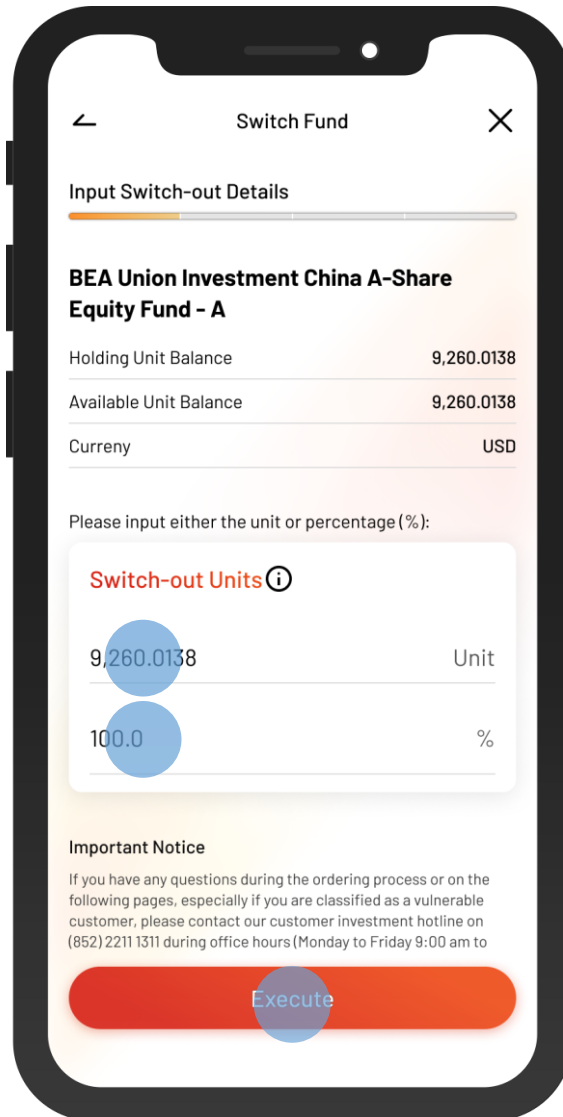
2 • Select “Switch Fund”

BEA Mobile – Fund Switching



- 3 • Select a fund to switch-out, and then select “Confirm”

BEA Mobile – Fund Switching



The screenshot shows the 'Switch Fund' screen in the BEA Mobile app. At the top, there is a back arrow and a close 'X' button. Below the title 'Switch Fund', a progress bar indicates the current step is 'Input Switch-out Details'. The selected fund is 'BEA Union Investment China A-Share Equity Fund - A'. A table displays the fund's details: Holding Unit Balance (9,260.0138), Available Unit Balance (9,260.0138), and Currency (USD). Below this, a prompt asks the user to 'Please input either the unit or percentage (%)'. A modal box titled 'Switch-out Units' with an information icon contains two input fields: the first is set to '9,260.0138' with the unit 'Unit', and the second is set to '100.0' with the unit '%'. Below the modal, an 'Important Notice' section provides contact information for customer support. At the bottom, a large red 'Execute' button is visible.

BEA Union Investment China A-Share Equity Fund - A	
Holding Unit Balance	9,260.0138
Available Unit Balance	9,260.0138
Currency	USD

Please input either the unit or percentage (%):

Switch-out Units ⓘ

9,260.0138 Unit

100.0 %

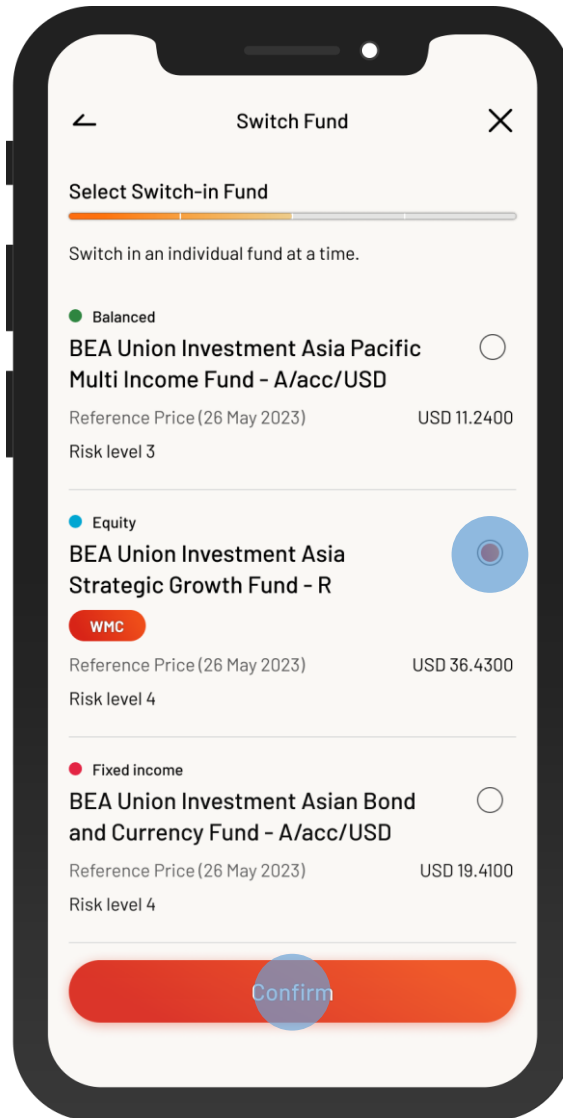
Important Notice

If you have any questions during the ordering process or on the following pages, especially if you are classified as a vulnerable customer, please contact our customer investment hotline on (852) 2211 1311 during office hours (Monday to Friday 9:00 am to 5:00 pm).

Execute

- 4 • Input the “Switch-out Units” or a percentage
- Select “Execute”

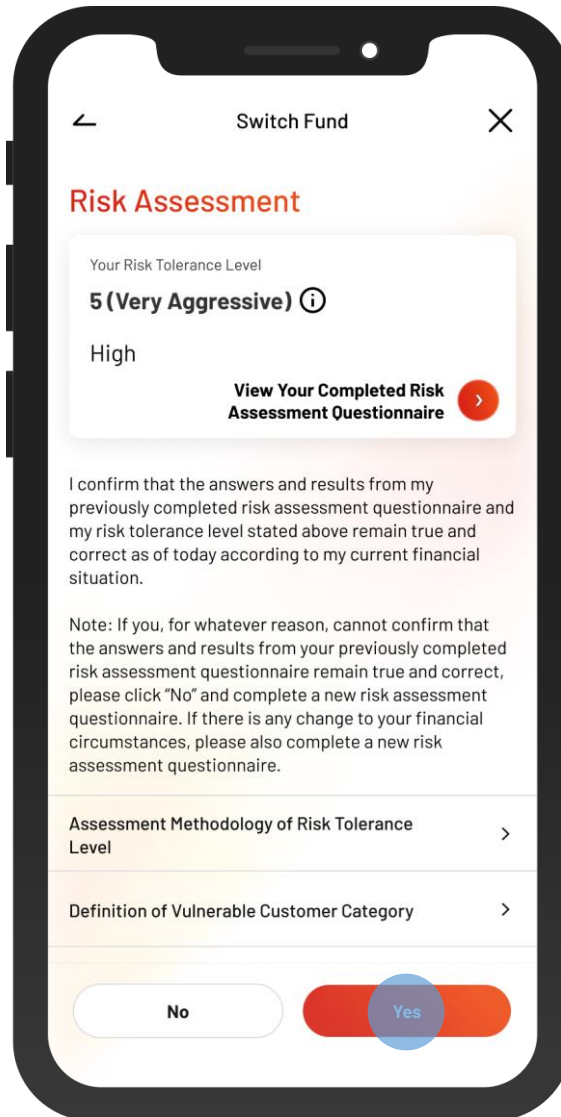
BEA Mobile – Fund Switching



- 5 • Select a fund to switch-in and then select “Confirm”



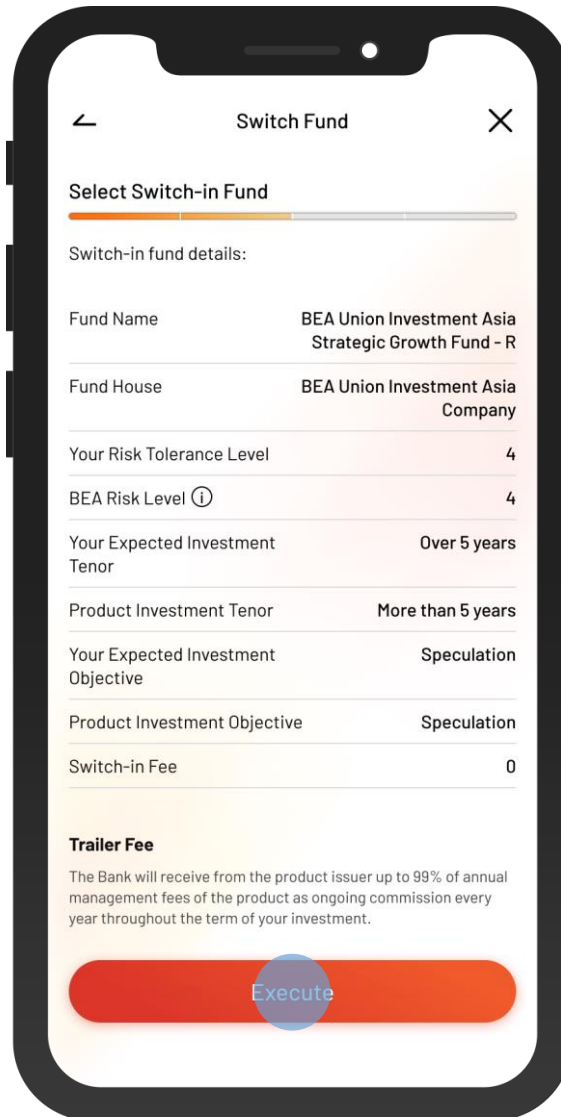
BEA Mobile – Fund Switching



The screenshot shows the 'Switch Fund' screen in the BEA Mobile app. At the top, there is a back arrow, the title 'Switch Fund', and a close 'X' icon. Below this is the 'Risk Assessment' section. It displays 'Your Risk Tolerance Level' as '5 (Very Aggressive)' with an information icon, and 'High' below it. A button labeled 'View Your Completed Risk Assessment Questionnaire' with a right arrow is present. A confirmation paragraph follows: 'I confirm that the answers and results from my previously completed risk assessment questionnaire and my risk tolerance level stated above remain true and correct as of today according to my current financial situation.' Below this is a note about confirming the information. Two expandable sections are shown: 'Assessment Methodology of Risk Tolerance Level' and 'Definition of Vulnerable Customer Category', both with right arrows. At the bottom, there are two buttons: 'No' and 'Yes'. The 'Yes' button is highlighted with a blue circle, indicating it is the selected option.

- 6 • Review your risk assessment, and then select "Yes" to confirm

BEA Mobile – Fund Switching



The image shows a smartphone screen with the 'Switch Fund' interface. At the top, there is a title bar with a back arrow, the text 'Switch Fund', and a close 'X' icon. Below this is a section titled 'Select Switch-in Fund' with a progress bar. The main content area is titled 'Switch-in fund details:' and contains a table of information. At the bottom, there is a 'Trailer Fee' section with explanatory text and a large orange 'Execute' button.

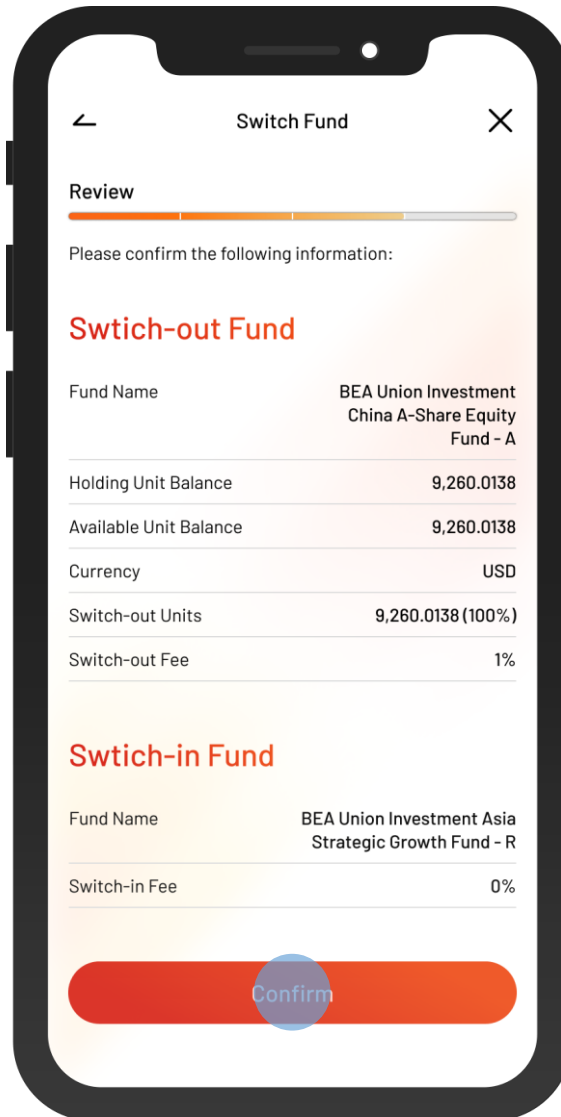
Switch-in fund details:	
Fund Name	BEA Union Investment Asia Strategic Growth Fund - R
Fund House	BEA Union Investment Asia Company
Your Risk Tolerance Level	4
BEA Risk Level ⓘ	4
Your Expected Investment Tenor	Over 5 years
Product Investment Tenor	More than 5 years
Your Expected Investment Objective	Speculation
Product Investment Objective	Speculation
Switch-in Fee	0

Trailer Fee
The Bank will receive from the product issuer up to 99% of annual management fees of the product as ongoing commission every year throughout the term of your investment.

Execute

- 7 • View the switch-in fund details, and then select “Execute”

BEA Mobile – Fund Switching



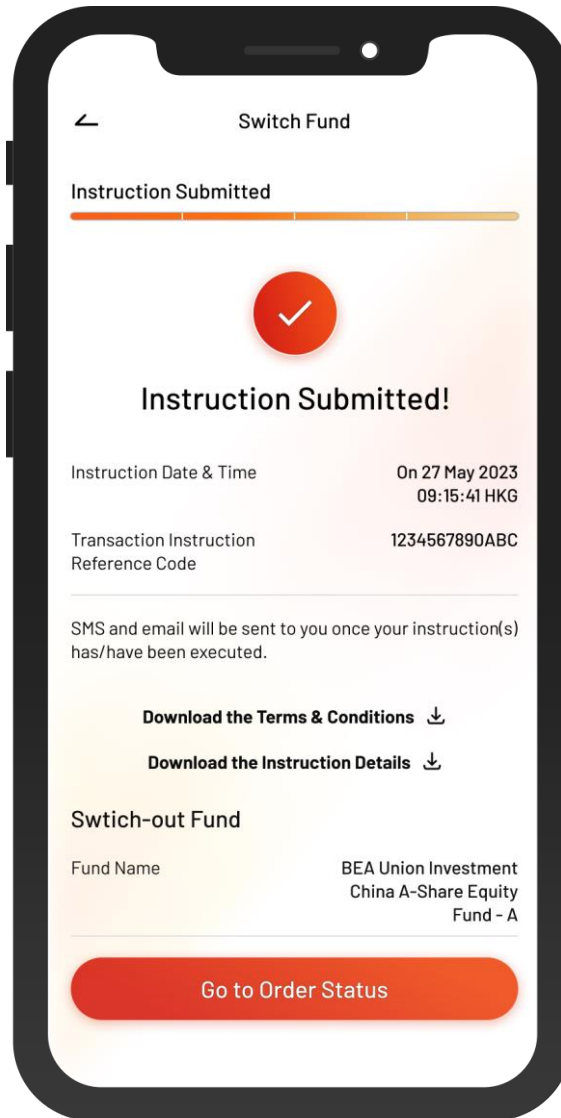
The image shows a smartphone screen with the 'Switch Fund' app interface. The screen is titled 'Switch Fund' with a back arrow on the left and a close 'X' on the right. Below the title is a 'Review' section with a progress bar. The text 'Please confirm the following information:' is displayed. The screen is divided into two main sections: 'Switch-out Fund' and 'Switch-in Fund'. The 'Switch-out Fund' section lists the following details: Fund Name (BEA Union Investment China A-Share Equity Fund - A), Holding Unit Balance (9,260.0138), Available Unit Balance (9,260.0138), Currency (USD), Switch-out Units (9,260.0138 (100%)), and Switch-out Fee (1%). The 'Switch-in Fund' section lists: Fund Name (BEA Union Investment Asia Strategic Growth Fund - R) and Switch-in Fee (0%). At the bottom of the screen is a large red button with the text 'Confirm' in white.

Switch-out Fund	
Fund Name	BEA Union Investment China A-Share Equity Fund - A
Holding Unit Balance	9,260.0138
Available Unit Balance	9,260.0138
Currency	USD
Switch-out Units	9,260.0138 (100%)
Switch-out Fee	1%

Switch-in Fund	
Fund Name	BEA Union Investment Asia Strategic Growth Fund - R
Switch-in Fee	0%

- 8 • Review the instruction details and tick the acknowledgement checkboxes (if any)
- Select “Confirm”

BEA Mobile – Fund Switching



9 • Your instruction is submitted