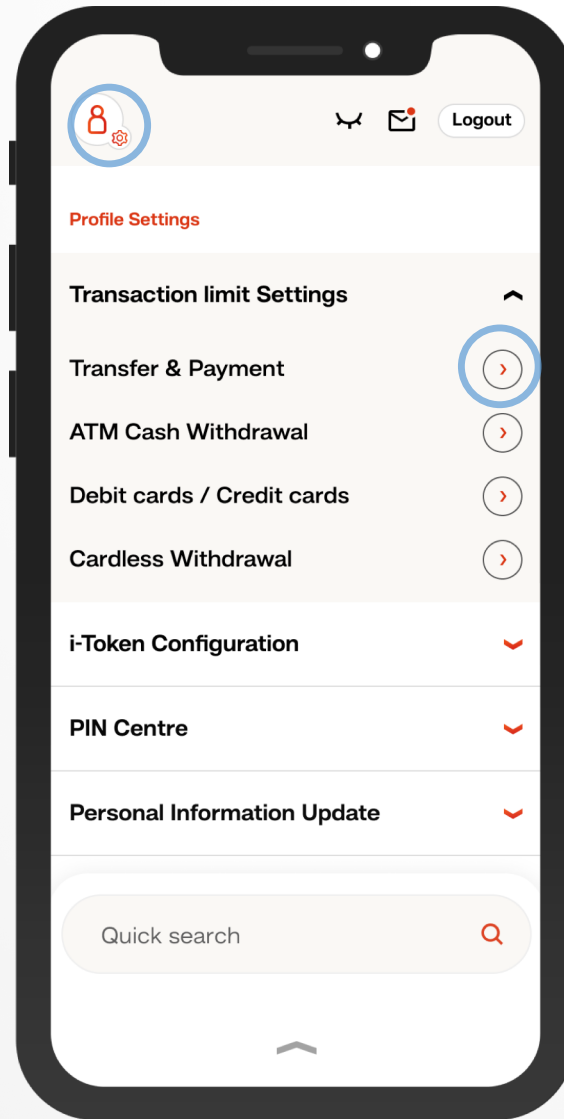


BEA Mobile- Transaction limit settings



Transaction limit settings

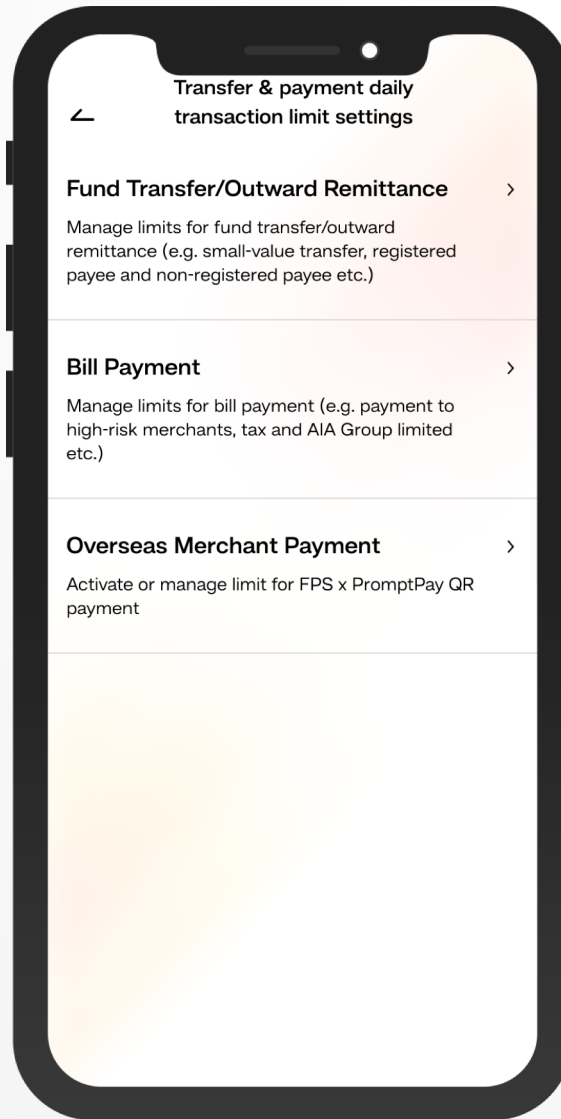


1

- Open "Settings"
- Select the type of transaction limit you would like to adjust



Transaction limit settings

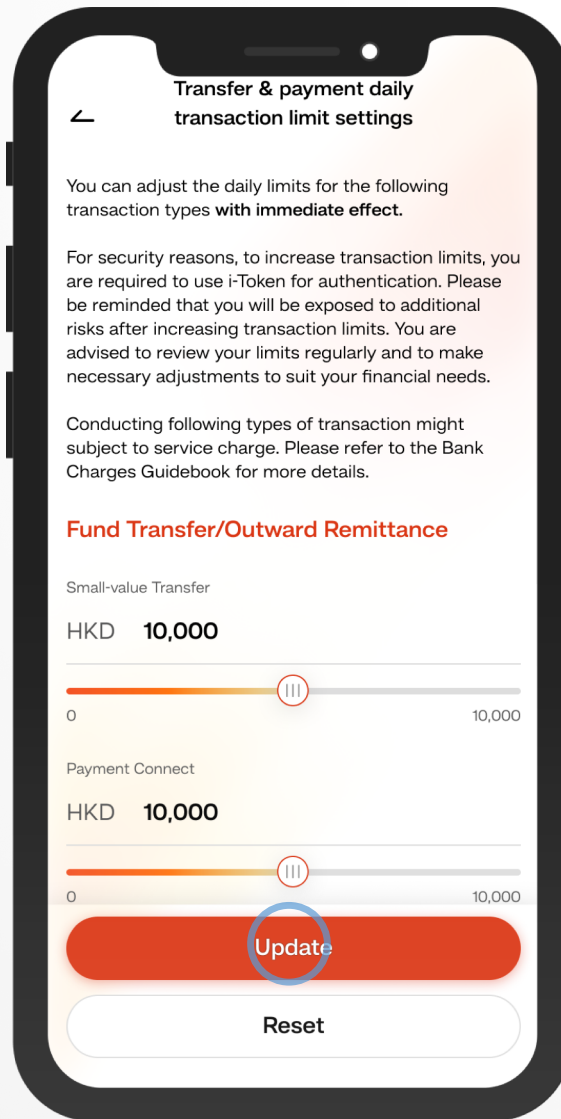


2

Select the type of transfer and payment limit



Transaction limit settings



3

- Enter your new limit amount or adjust it using the slider
- Select "Update"



Transaction limit settings

The image shows a smartphone screen with a black border. The screen displays a mobile app interface for setting transaction limits. At the top, there is a title bar with a back arrow on the left and the text "Transfer & payment daily transaction limit settings". Below this is a red header with the word "Verify". A paragraph follows: "Please verify and confirm the following transaction details:". Underneath is a section titled "Fund Transfer" containing two items: "Small-value Transfer" with a limit of "HKD 10,000" and "Self-named account with BEA in Hong Kong" with a limit of "HKD 10,000". Below these items is a horizontal line, followed by two bullet points of terms and conditions. At the bottom of the screen is a large red button with the word "Confirm" in white text, which is circled by a blue ring.

Transfer & payment daily transaction limit settings

Verify

Please verify and confirm the following transaction details:

Fund Transfer

Small-value Transfer	HKD 10,000
Self-named account with BEA in Hong Kong	HKD 10,000

- I/We hereby request the Bank to change the transaction limit as above. I/We acknowledge that I/we will be liable for whatsoever error therein and consequence arising therefrom.
- I/We confirm that nothing herein contained shall affect the validity of any transactions made through various "BEA Online" electronic channel(s) before the Bank processes my/our request hereof.

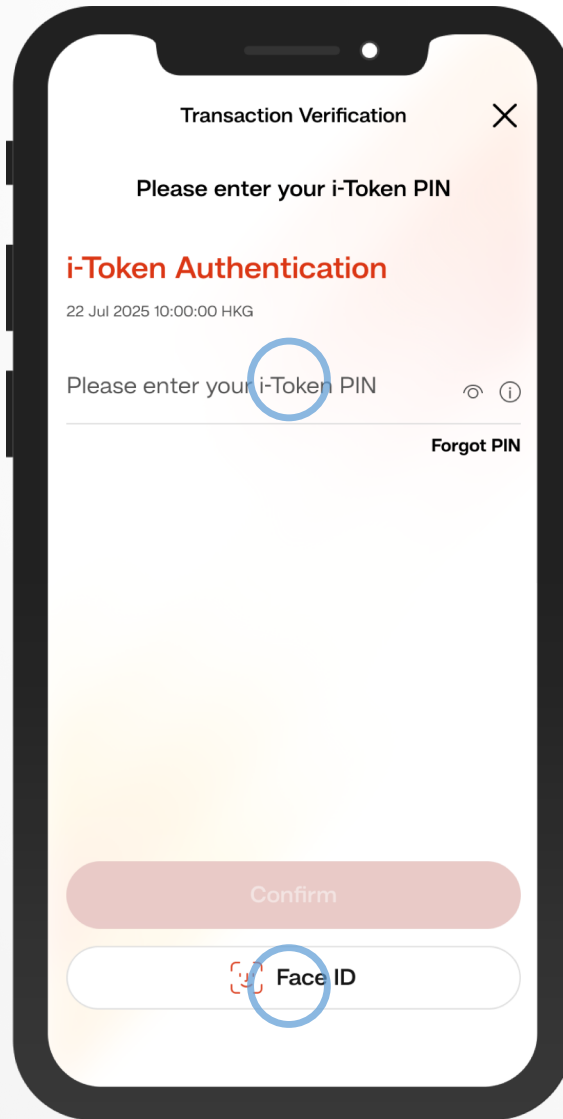
Confirm

4

Verify the setting details and select "Confirm" to submit your instruction



Transaction limit settings



5

- Enter "i-Token PIN" or use Biometric Authentication (Remarks: i-Token is required only for increasing the limit)
- Transaction limit(s) will be adjusted immediately after confirmation