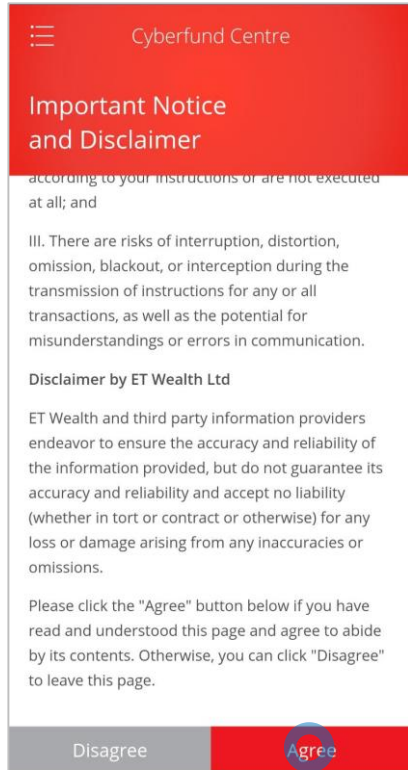
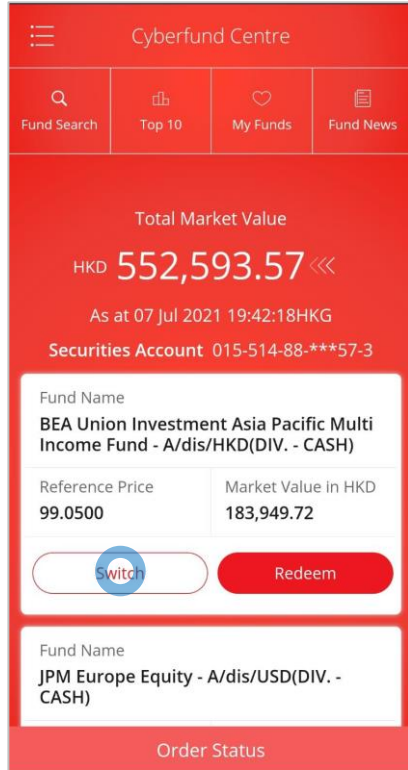


BEA App – Fund Switching



- 1 • Log in BEA App with i-Token
• Go to "Investment" > "Cyberfund Centre"
• "Accept" the Importance Notice and Disclaimer
- 2 • Select "View Portfolio" and then "Switch" a fund
- 3 • Enter your "Number of Switch-out Unit" or "Percentage of Switch-out Unit"
• Select "Execute"
- 4 • Select a Switch-in Fund and "Confirm"
- 5 • "Agree" to the Risk Disclosure
• Select "Yes" to confirm your Risk Tolerance Level
- 6 • Review the transaction details, tick the acknowledgement checkbox (if any) and select "Confirm"
- 7 • Your transaction is submitted

BEA App – Fund Switching



- 1 • Log in BEA App with i-Token
• Go to "Investment" > "Cyberfund Centre"
• "Accept" the Importance Notice and Disclaimer
- 2 • Select "View Portfolio" and then "Switch" a fund
- 3 • Enter your "Number of Switch-out Unit" or "Percentage of Switch-out Unit"
• Select "Execute"
- 4 • Select a Switch-in Fund and "Confirm"
- 5 • "Agree" to the Risk Disclosure
• Select "Yes" to confirm your Risk Tolerance Level
- 6 • Review the transaction details, tick the acknowledgement checkbox (if any) and select "Confirm"
- 7 • Your transaction is submitted

BEA App – Fund Switching

Cyberfund Centre

Number of Switch-out Unit: 185.7100

Percentage of Switch-out Unit (%): 10.0 Tips

As at 07 Jul 2021 19:50:06HKG

Settlement Account Balance: HKD 1,809,336.75

Fund Name	BEA Union Investment Asia Pacific Multi Income Fund - A/dis/HKD
Holding Unit Balance	1,857.1400
Available Unit Balance	1,857.1400
Base CCY	HKD

Cancel Execute

- 1 • Log in BEA App with i-Token
• Go to "Investment" > "Cyberfund Centre"
• "Accept" the Importance Notice and Disclaimer
- 2 • Select "View Portfolio" and then "Switch" a fund
- 3 • Enter your "Number of Switch-out Unit" or "Percentage of Switch-out Unit"
• Select "Execute"
- 4 • Select a Switch-in Fund and "Confirm"
- 5 • "Agree" to the Risk Disclosure
• Select "Yes" to confirm your Risk Tolerance Level
- 6 • Review the transaction details, tick the acknowledgement checkbox (if any) and select "Confirm"
- 7 • Your transaction is submitted

BEA App – Fund Switching

Cyberfund Centre

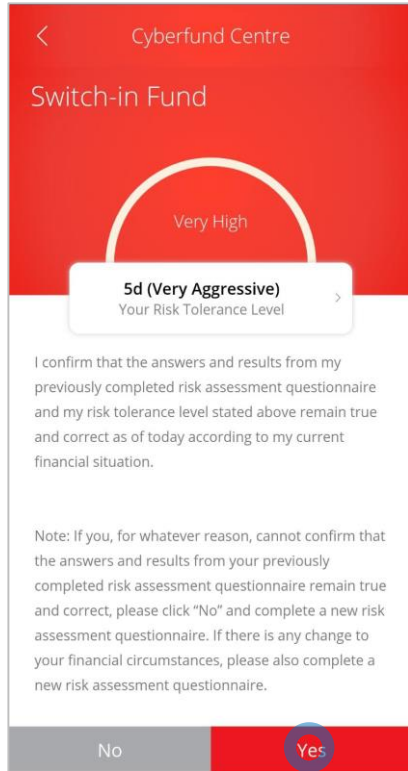
Select Switch-in Fund

Fund Name	Price	
BEA Union Investment Asia Pacific Multi Income Fund - A/dis/USD	USD 9.8200 02 Jul 2021	<input type="radio"/>
BEA Union Investment Asia Pacific Multi Income Fund - A/acc/USD	USD 15.0500 02 Jul 2021	<input type="radio"/>
BEA Union Investment China Phoenix Fund - A/USD	USD 17.2400 02 Jul 2021	<input checked="" type="radio"/>
BEA Union Investment RMB Core Bond Fund - A/dis/RMB	CNY 95.8000 02 Jul 2021	<input type="radio"/>
BEA Union Investment Asian Bond and Currency Fund - A/dis/AUD Hedged	AUD 8.8200 02 Jul 2021	<input type="radio"/>
BEA Union Investment	CNY 95.3000	

Cancel Confirm

- 1 • Log in BEA App with i-Token
• Go to "Investment" > "Cyberfund Centre"
• "Accept" the Importance Notice and Disclaimer
- 2 • Select "View Portfolio" and then "Switch" a fund
- 3 • Enter your "Number of Switch-out Unit" or "Percentage of Switch-out Unit"
• Select "Execute"
- 4 • **Select a Switch-in Fund and "Confirm"**
- 5 • "Agree" to the Risk Disclosure
• Select "Yes" to confirm your Risk Tolerance Level
- 6 • Review the transaction details, tick the acknowledgement checkbox (if any) and select "Confirm"
- 7 • Your transaction is submitted

BEA App – Fund Switching



- 1 • Log in BEA App with i-Token
• Go to "Investment" > "Cyberfund Centre"
• "Accept" the Importance Notice and Disclaimer
- 2 • Select "View Portfolio" and then "Switch" a fund
- 3 • Enter your "Number of Switch-out Unit" or "Percentage of Switch-out Unit"
• Select "Execute"
- 4 • Select a Switch-in Fund and "Confirm"
- 5 • "Agree" to the Risk Disclosure
• Select "Yes" to confirm your Risk Tolerance Level
- 6 • Review the transaction details, tick the acknowledgement checkbox (if any) and select "Confirm"
- 7 • Your transaction is submitted

BEA App – Fund Switching

< Cyberfund Centre

Please verify and confirm the transaction instruction(s) listed below:

Switch Out	
Fund Name	BEA Union Investment Asia Pacific Multi Income Fund - A/dis/HKD
Holding Unit Balance	1,857.1400
Available Unit Balance	1,857.1400
Base CCY	HKD
Number of Switch-out Unit	185.7100
Percentage of Switch-out Unit (%)	10.00
Switch-out Fee Discount	0.00%
Net	0.00%

Switch In	
Fund House	BEA Union Investment Management Limited
Fund Name	BEA Union Investment China Phoenix Fund - CNFD

Cancel Confirm

- 1 • Log in BEA App with i-Token
• Go to "Investment" > "Cyberfund Centre"
• "Accept" the Importance Notice and Disclaimer
- 2 • Select "View Portfolio" and then "Switch" a fund
- 3 • Enter your "Number of Switch-out Unit" or "Percentage of Switch-out Unit"
• Select "Execute"
- 4 • Select a Switch-in Fund and "Confirm"
- 5 • "Agree" to the Risk Disclosure
• Select "Yes" to confirm your Risk Tolerance Level
- 6 • Review the transaction details, tick the acknowledgement checkbox (if any) and select "Confirm"
- 7 • Your transaction is submitted

BEA App – Fund Switching

Cyberfund Centre

Transaction Completed!

Transaction Date & Time: As at 07 Jul 2021 19:54:02HKG

Transaction Instruction Reference Code: 001968502

An email will be sent to you for reference.

Switch Out	
Fund Name	BEA Union Investment Asia Pacific Multi Income Fund - A/dis/HKD
Holding Unit Balance	1,857.1400
Available Unit Balance	1,857.1400
Base CCY	HKD
Number of Switch-out Unit	185.7100
Percentage of Switch-out Unit (%)	10
Switch-out Fee	

Go to Cyberfund Centre

- 1 • Log in BEA App with i-Token
• Go to "Investment" > "Cyberfund Centre"
• "Accept" the Importance Notice and Disclaimer
- 2 • Select "View Portfolio" and then "Switch" a fund
- 3 • Enter your "Number of Switch-out Unit" or "Percentage of Switch-out Unit"
• Select "Execute"
- 4 • Select a Switch-in Fund and "Confirm"
- 5 • "Agree" to the Risk Disclosure
• Select "Yes" to confirm your Risk Tolerance Level
- 6 • Review the transaction details, tick the acknowledgement checkbox (if any) and select "Confirm"
- 7 • Your transaction is submitted